



**Franklin City Council Agenda  
July 27, 2020  
Franklin City Hall Council Chambers  
207 West 2<sup>nd</sup> Avenue**

**6:15 P.M.**

**Interview of Potential Candidate for Ward 3 School Board Seat**

**7:00 P.M.**

**Regular Meeting**

**CALL TO ORDER. . . . . MAYOR FRANK M. RABIL**

**PLEASE TURN OFF CELL PHONES. . . . . MAYOR FRANK M. RABIL**

**PLEDGE OF ALLEGIANCE**

**CITIZEN'S TIME**

**AMENDMENTS TO AGENDA**

**1. CONSENT AGENDA:**

- A. Approval of July 13, 2020 regular meeting minutes
- B. Introduction of New Employees
- C. Resolution in Honor of Donald E. Goodwin
- D. Resolution in Honor of Richard S. Grizzard

**2. FINANCIAL MATTERS**

- A. Budget Amendment 2020-17, 2021-01, 2021-02, 2021-3
- B. Interim COVID Revenue Update

**3. OLD/ NEW BUSINESS:**

- A. Appointment of Ward 3 School Board Representative
- B. HOME Consortium Agreement
- C. Courthouse Update
- D. City Manager's Report

**4. COUNCIL/STAFF REPORTS ON BOARDS/COMMISSIONS**

**5. CLOSED SESSION**

I move that the City of Franklin, Virginia City Council adjourn into a closed meeting pursuant to Virginia Code Section 2.2-3711-A-1, to discuss appointments to boards and commissions, to discuss the following subject or subjects: Eastern Virginia Regional Industrial Facility Authority, HREDA, HRTAC, HRPDC, Franklin Business Center Advisory Board, Western Tidewater Regional Jail Authority, HRMFA, Hampton Roads Workforce Council, Social Services Advisory Board, Board of Zoning Appeals, Beautification Commission, Community Development Block Grant Advisory Committee, and the City of Franklin Planning Commission.

And 2.2-3711A-7 briefings by staff members pertaining to actual or probable litigation, where such consultation or briefing in open meeting would adversely affect the negotiating or litigating posture of the public body regarding a law suit filed in the United States District Court Eastern District of Virginia.

Motion Upon Returning to Open Session- I move that the City of Franklin, Virginia City Council adopt the attached closed meeting resolution to certify that, to the best of each member's knowledge, (i) only public business matters lawfully exempted from open meeting requirements by Virginia law were discussed in the closed meeting held on July 27, 2020; (ii) only such public business matters as were identified in the motion convening the closed meeting were heard, discussed or considered by the City of Franklin, Virginia City Council; and (iii) no action was taken in closed meeting regarding the items discussed.

## **6. ADJOURNMENT**



## ***Resolution #2020-14***

### ***Resolution of Appreciation***

***Jo***

***Donald F. Goodwin***

**WHEREAS**, The City of Franklin would like to recognize the retirement of Donald E. Goodwin, who has served as the Building Official/Zoning Administrator/Planner during his tenure with the City; and

**WHEREAS**, Mr. Goodwin came to the City in 1991 equipped with innovative and forward thinking ideology that helped propel the City into a community that promotes commercial, industrial and residential development; and

**WHEREAS**, Mr. Goodwin extended his time, knowledge and skill to bring restoration after the City was devastated by Hurricane Dennis, Hurricane Floyd and Hurricane Isabel; and

**WHEREAS**, Mr. Goodwin recognized the vision and the wisdom of co-joining the City of Franklin with Southampton County, thereby successfully creating the first shared services department within the region; and

**WHEREAS**, Donald E. Goodwin retired on July 30, 2020 as the Building Official/Zoning Administrator/Planner after serving the City of Franklin for 29 continuous years; and

**NOW, THEREFORE, BE IT RESOLVED**, that the Franklin City Council honors the exceptional dedication and service given by Mr. Goodwin.

**AND, BE IT FURTHER RESOLVED** that a copy of this Resolution be spread upon the minutes of this meeting of the Franklin City Council as visible evidence of the high esteem in which this Council and the citizens of the City of Franklin hold Donald E. Goodwin thereby forever preserving and recording its gratitude.

Adopted: July 27, 2020

---

***Mayor Frank M. Rabil***

## BUDGET AMENDMENT 2021-1

BE IT RESOLVED BY THE COUNCIL OF THE CITY OF FRANKLIN, VIRGINIA that the 2020-2021 City Budget is hereby amended to recognize additional revenues related to COVID19 grant and sale of fuel related to new skydiving operation and appropriate such revenue for use:

		2020-2021	AMENDED	INCREASE
		BUDGET	BUDGET	(DECREASE)
<b>504</b>	<b>GENERAL FUND</b>			
	<b>REVENUE</b>			
16190-0208	Airport Rental & Fees	\$54,500	\$69,120	\$14,620
16190-0212	Sale of Jet Fuel	0	277,613	277,613
16190-0214	Sale of Aviation Gas	0	10,181	10,181
24040-0421	Airport Improvements	0	3,200	3,200
33010-0426	CARE Grant	0	30,000	<u>30,000</u>
				\$335,614
	<b>EXPENSES</b>			
20010-1101	Salaries & Wages - Regular	\$0	\$40,000	\$40,000
20010-1200	Salaries & Wages - Overtime	0	2,800	2,800
20010-2100	FICA	0	3,060	3,060
20010-2210	Retirement – VRS	0	5,120	5,120
20010-2300	Hospitalization/Medical Plans	0	8,556	8,556
20010-2310	Health Savings Account	0	600	600
20010-2400	Group Life Insurance	0	524	524
20010-2720	Workmen’s Compensation	0	860	860
20010-2850	Adjustment Pay	0	110	110
20010-3310	Repairs & Maintenance – Vehicles	0	500	500
20010-3317	Repairs & Maintenance – Other	0	2,500	2,500
20010-3320	Maintenance Service Contracts	0	3,700	3,700
20010-5110	Utilities – Electric Service	3,000	10,000	7,000
20010-5130	Utilities – Water/Sewer Service	1,800	2,100	300
20010-5210	Postal Service	0	150	150
20010-5230	Telecommunications	0	3,000	3,000
20010-6001	Office Supplies	0	100	100
20010-6005	Housekeeping & Janitorial Supplies	0	100	100
20010-6007	Repairs & Maintenance Supplies	0	100	100
20010-6008	Vehicle Supplies	0	250	250
20010-6016	Merchandise for Resale – Jet	0	12,500	12,500

	Fuel			
20010-6017	Merchandise for Resale - AVGAS	0	117,440	117,440
93100-0105	Transfer to General Fund	17,222	143,566	126,344
				<b>\$335,614</b>
<b>100</b>	<b>GENERAL FUND</b>			
	<b>REVENUE</b>			
41050-0007	Transfer from Airport	\$17,222	\$143,566	<u>\$126,344</u>
				<b>\$126,344</b>
	<b>EXPENDITURES</b>			
91600-1000	Reserve – General Fund	\$141,753	\$268,097	\$126,344
				<b>\$126,344</b>

*Certified copy of resolution adopted by Franklin City Council.*

---

*Clerk to the City Council*

## BUDGET AMENDMENT 2021-2

BE IT RESOLVED BY THE COUNCIL OF THE CITY OF FRANKLIN, VIRGINIA that the 2020-2021 City Budget is hereby amended to authorize changes in the School's appropriations of Federal, State, grant and local revenues and to appropriate for use:

		2020-2021	AMENDED	INCREASE
		BUDGET	BUDGET	(DECREASE)
<b>250</b>	<b><u>SCHOOL OPERATING FUND</u></b>			
	<b>EXPENDITURES</b>			
60000-0001	Instruction	\$11,317,664	\$9,269,143	\$(2,048,521)
60000-0008	Title VIB Special Education	0	598,785	598,785
60000-0009	Carl Perkins Act	0	7,000	7,000
60000-0015	Pre-school Grant	0	4,500	4,500
60000-0034	Opportunity Inc.	0	80,000	80,000
60000-0037	Adult Basic Ed Grant	0	10,000	10,000
60000-0053	21 <sup>st</sup> Century Grant	0	160,900	160,900
60000-0071	NCLB Grant - Title I Part A	0	910,000	910,000
60000-0072	NCLB Grant - Title II A Tchr Qualit	0	140,000	140,000
60000-0073	NCLB Grant - Title III Part A	0	3,000	3,000
60000-0076	NCLB Grant - Title VI Rural Ed	0	14,000	14,000
60000-0077	Title IV Part A LEA	0	43,000	43,000
60000-0233	GAE Grant	0	300	300
60000-0234	Race to GED Grant	0	1,500	1,500
60000-0254	Transfer to Textbook Fund	0	75,536	<u>75,536</u>
				<b>\$0</b>

*Certified copy of resolution adopted by Franklin City Council.*

---

*Clerk to the City Council*

## BUDGET AMENDMENT 2021-3

BE IT RESOLVED BY THE COUNCIL OF THE CITY OF FRANKLIN, VIRGINIA that the 2020-2021 City Budget is hereby amended to:

1. recognize revenues from an Arts Grant and Virginia DHCD Grant and to appropriate such revenue for new uses;
2. recognize revenues related to Coronavirus Relief Fund Revenue to be used for Elections and to appropriate such revenue for use;
3. recognize revenues from Franklin Southampton Charities and to appropriate such revenue for new uses; and
4. to appropriate for garbage containers expenditures in FY21.

		2020-2021	AMENDED	INCREASE
		BUDGET	BUDGET	(DECREASE)
<b>100</b>	<b><u>GENERAL FUND</u></b>			
	<b>REVENUE</b>			
24040-0008	Arts Grant	\$0	\$4,500	\$4,500
24040-0011	Virginia DHCD Grant	0	2,000	<u>2,000</u>
				<b>\$6,500</b>
	<b>EXPENDITURES</b>			
11010-5699	Contributions to Comm Organizations	\$48,211	\$52,711	\$4,500
34100-8107	Computer Equipment	0	2,000	<u>2,000</u>
				<b>\$6,500</b>
<b>100</b>	<b><u>GENERAL FUND</u></b>			
	<b>REVENUE</b>			
24040-0400	Coronavirus Relief Fund Revenue	\$0	\$52,580	<u>\$52,580</u>
				<b>\$52,800</b>
	<b>EXPENDITURES</b>			
13100-7210	COVID-19 Expenditures	\$0	\$52,580	<u>\$52,580</u>
				<b>\$</b>
<b>220</b>	<b><u>FOUNDATION GRANTS FUND</u></b>			
	<b>REVENUE</b>			
18990-3001	Franklin Southampton Charities	\$0	\$10,000	<u>10,000</u>
				<b>\$10,000</b>

	<b>EXPENDITURES</b>			
32100-8117	Fire Prevention – Other Grants	\$0	\$10,000	\$5,000
91450-4009	Hunterdale Volunteer Fire			<u>5,000</u>
				<b>\$10,000</b>
<b>502</b>	<b><u>SOLID WASTE FUND</u></b>			
	<b>EXPENDITURES</b>			
42300-8125	Garbage Containers	\$0	\$45,000	\$45,000
42300-8600	Capital Reserves	128,793	83,793	<u>(45,000)</u>
				<b>\$0</b>

*Certified copy of resolution adopted by Franklin City Council.*

---

*Clerk to the City Council*



# Franklin Southampton Charities

Post Office Box 276 • 403½ North Main Street • Franklin, Virginia 23851  
Phone: 757/569-1611 • Fax: 757/569-1615 • email: fsc@franklinsouthamptoncharities.com

July 16, 2020

Ms. Amanda C. Jarratt  
City Manager  
City of Franklin  
P. O. Box 179  
Franklin, VA 23851

Dear Amanda:

I am pleased to enclose a grant check in the amount of \$10,000, to be distributed to each of the 2 Fire and Rescue Units as follows. The Board of Directors of Franklin Southampton Charities is happy to be able to support this worthy program.

Franklin Fire Department	\$5,000
Hunterdale Fire Department	\$5,000

Please remember that we ask for a report on the usage of these funds prior to April 1 of next year. If you have any questions, please do not hesitate to contact our office.

Sincerely,



G. Elliott Cobb, Jr.  
Chair, Grants Committee

Enclosures



# COMMONWEALTH of VIRGINIA

COMMISSION FOR THE ARTS  
MAIN STREET CENTRE  
600 EAST MAIN STREET, SUITE 330  
RICHMOND, VIRGINIA 23219

June 18, 2020

JANET STARKE  
EXECUTIVE DIRECTOR

Amanda Jarratt, City Manager  
City of Franklin  
207 West Second Avenue  
Franklin, VA 23851

**BOARD/COMMISSION MEMBERS**

J. MATTHEW CONRAD  
CHAIR  
RICHMOND

ABIGAIL GÓMEZ  
VICE CHAIR  
WINCHESTER

ASA M. JACKSON  
SECRETARY  
NEWPORT NEWS

TERRY EMORY BUNTROCK  
WILLIAMSBURG

ROBERT GOUDIE  
RESTON

DENA JENNINGS, D.O.  
ORANGE

MICHAEL MARKLEY  
REMINGTON

SUSHMITA MAZUMDAR  
ARLINGTON

JAN P. MONROE  
FREDERICKSBURG

LAURIE NAISMITH  
NORFOLK

BARBARA PARKER  
COLLINSVILLE

AMANDA PILLION  
ABINGDON

DAVID B. TRINKLE, M.D.  
ROANOKE

**Grant I.D. #: 21-0447      FY21 Creative Communities Partnership Grant: \$ 4,500**  
**Federal I.D. #: 54-6001284      Vendor I.D. #:**

Dear Ms. Jarratt:

We are pleased to inform you that the Virginia Commission for the Arts has awarded your locality an FY21 Creative Communities Partnership Grant in the amount referenced above, for art(s) organizations listed in your FY2021 application.

Your signature on the Certification of Assurances in the application indicated your agreement to the grant conditions. Any changes in the distribution of either the local or state funds **must** be reported to the Commission. All published materials and announcements about your local re-granting program must acknowledge that the program is partially supported by the Virginia Commission for the Arts and the National Endowment for the Arts. **To download the Virginia Commission for the Arts and the revised National Endowment for the Arts logos**, visit our website [www.arts.virginia.gov](http://www.arts.virginia.gov). Please note that the National Endowment for the Arts should be referenced with its full name, or the "Arts Endowment", as opposed to the former "NEA".

In order to release the funds, the Commission must receive online confirmation that your local government has fulfilled the matching requirement no later than **February 1, 2021**. The requirement is met through an appropriation of 2020-2021 local tax revenues for arts organizations, matching or exceeding the amount of the grant. **Online reporting must include a list of the organizations that received funding, and description of the total VCA AND local government match awarded to each organization.** This confirmation must take the form of the appropriate page of your jurisdiction's approved 2020 - 2021 budget **AND** a copy of the check(s) to the sub-grantee(s). Your confirmation should refer to the total actual dollar amounts awarded to the arts organization(s). Final report/confirmation forms can be found on the applicant's "Dashboard" on the Commission's online grant portal. Finally, localities that receive more than \$750,000 in federal funding may be requested to submit their annual audit to the VCA.

The Commission is grateful for your contribution in making high quality arts activities available to the citizens of Virginia. Please accept our best wishes for your continued success.

Sincerely,

Janet Starke  
Executive Director

Sub-grantee(s): Rawls Museum Arts



**Local Building Department  
Virtual Training Support  
May 2020**

---

**APPLICATION**

1) **Locality Name:** City of Franklin

2) **Contact Name:** Donald Goodwin

**Address:** 207 West Second Avenue, Franklin VA 23851

**Email:** dgoodwin@franklinva.com

**Phone:** 757-562-8681

3) **Amount of Funding request:** \$2,000

4) **Describe how your locality intends to use the funding to support required certification or continuing education training virtual training classes. What types of equipment or hardware to you anticipate needing to support staff attending virtual or online training? (attach additional sheets if necessary)**

We would like to replace 2 older laptops with new upgraded ones that have video capabilities. (see attached quote) These will be used by the building inspections staff for virtual training, go to meetings with permit applicants, virtual inspections when warranted and accessing electronic codes on line. 5-28-20

By signature below indicate the locality's agreement to and understanding that failure to comply with the funding requirements, restrictions, or deadlines will result in the return of the funds to DHCD.

Signature:  
Building Official

Date: 5-28-2020


Signature:

*Amanda C. Guatt*  
Town/City/County Administrator

Date: 5-28-2020

Return your application and the completed state W-9 to DHCD at [vbca@dhcd.virginia.gov](mailto:vbca@dhcd.virginia.gov) no later than close of business on **June 5, 2020**.

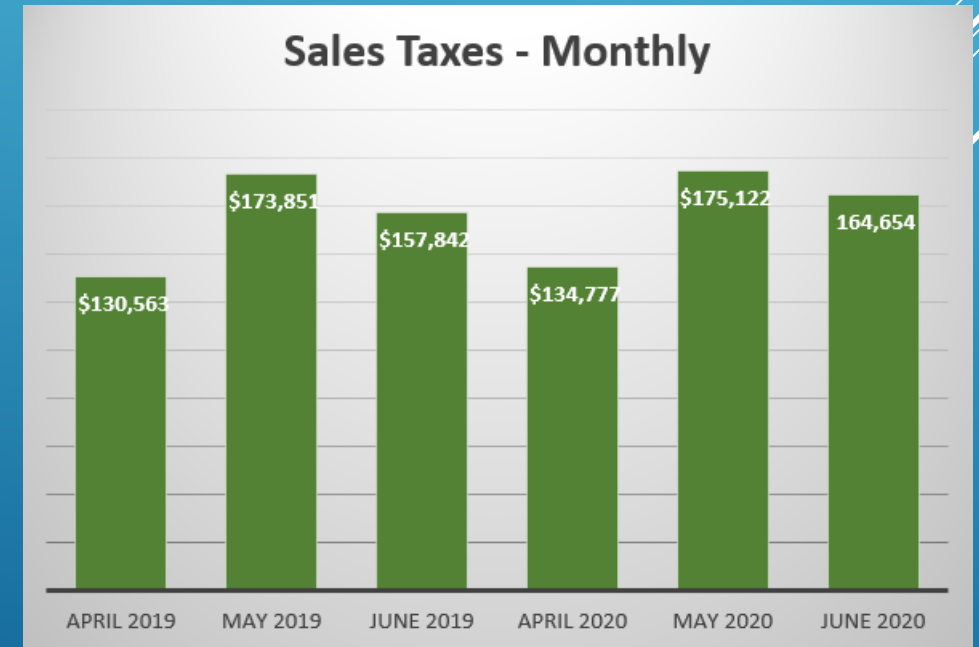
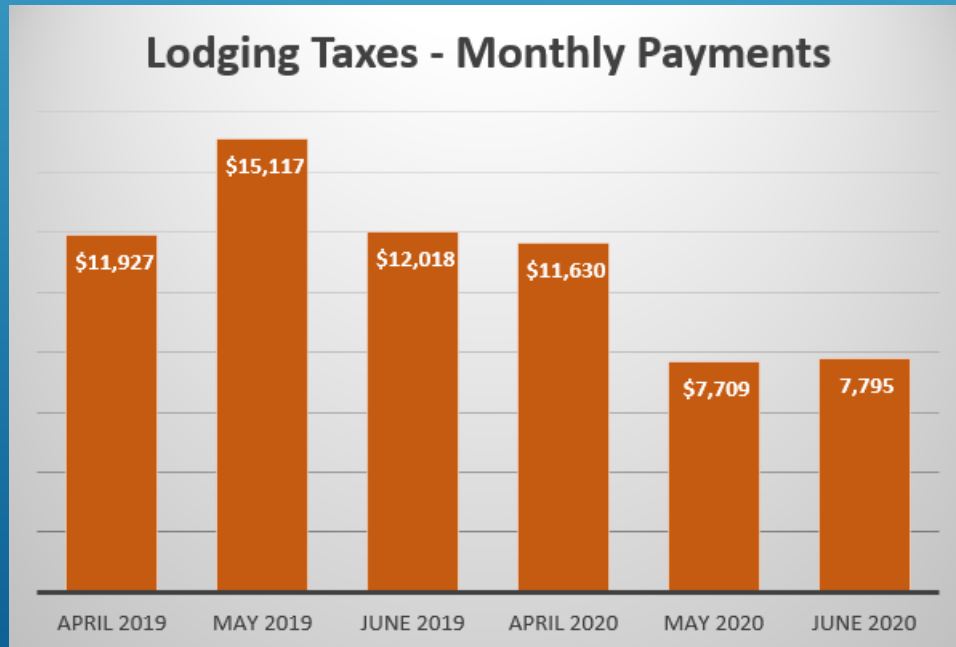
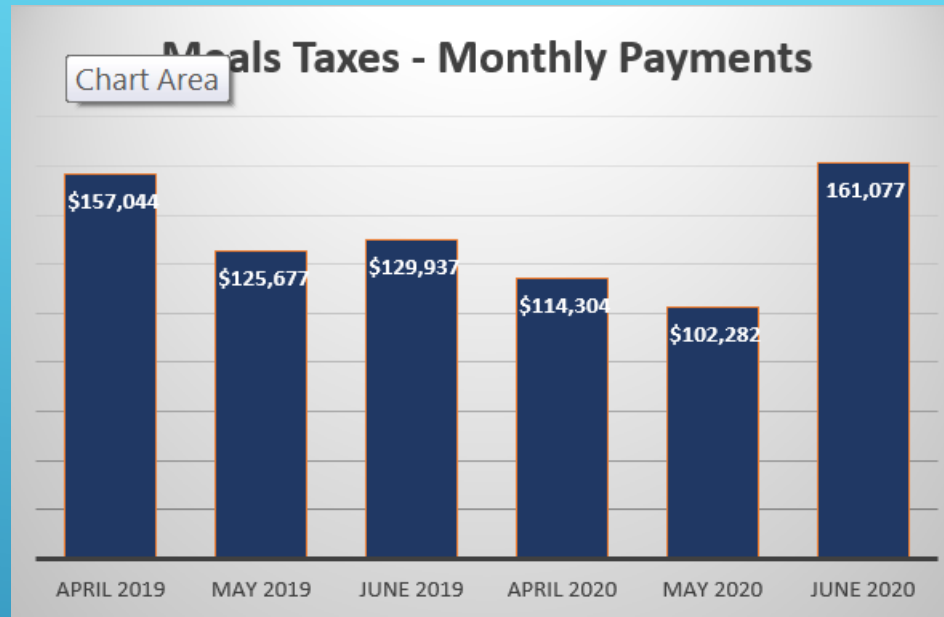
For more information or questions, contact Kelly Duggins at (804) 371-7180 or email [kelly.duggins@dhcd.virginia.gov](mailto:kelly.duggins@dhcd.virginia.gov)



FY20 BUDGET  
CHALLENGES  
DUE TO  
COVID 19

LOCAL "VULNERABLE"  
TAXES

UPDATE:  
JULY 27, 2020



PROJECTIONS FOR  
 VULNERABLE TAXES YIELD  
 A \$87,000 SHORTFALL IN  
 REVENUE COLLECTIONS.

DUE TO:  
 THE COUNCIL'S RESERVE  
 AND VACANCY SAVINGS,  
 THE CITY WILL STILL BE  
 ABLE TO MEET ITS  
 OBLIGATIONS AT JUNE 30<sup>TH</sup>.

Projection for 6.30.20 Modified Accrual Basis	FY20 Budget	Projected Actual @ 6.30.20	Projected Excess (Deficit)
<i>Meals Taxes</i>	\$ 1,522,500	\$ 1,527,127	\$ 4,627
<i>Lodging Taxes</i>	160,000	130,669	(29,331)
<i>Cigarette Taxes</i>	356,263	359,057	2,794
<i>Sales Taxes</i>	1,983,000	1,917,460	(65,540)
	<u>\$ 4,021,763</u>	<u>\$ 3,934,313</u>	<u>\$ (87,450)</u>

FY20 Fund Balance Appropriated	\$ (267,089)
Reserved by Council	345,000
Vacancy savings	890,000
	<u>\$ 880,461</u>

**Conclusion**

**Funds are available to  
 cover projected  
 shortfall.**



*Office of the City Manager  
Amanda C. Jarratt*

July 21, 2020

To: Franklin City Council

From: Amanda C. Jarratt, City Manager

Reference: Ward 3 School Board Appointment

**Background Information**

The term for the Ward 3 seat on the City of Franklin School Board ended on June 30, 2020. The first public hearing for this seat was conducted at the Franklin City Council meeting on June 8, 2020. Interviews of those nominated were conducted on June 15<sup>th</sup> and June 22<sup>nd</sup>. An additional public hearing was conducted on July 13<sup>th</sup> and interviews were held on July 20<sup>th</sup> and July 27<sup>th</sup>.

**Needed Action**

Consider appointment of an individual for the Ward 3 School Board seats based on the nominations received at the public hearing conducted on July 13, 2020.



**DEPARTMENT OF COMMUNITY DEVELOPMENT  
PLANNING - BUILDING INSPECTIONS – ZONING**



To: Amanda C. Jarratt, City Manager

From: Donald E. Goodwin, CBO, CFM, Director of Community Development

Date: July 10, 2020

CC: City Council Members  
Planning Commission Members

RE: A RESOLUTION AUTHORIZING CONTINUING PARTICIPATION IN THE  
WESTERN TIDEWATER HOME CONSORTIUM

---

Please be advised that the attached supporting resolution is up for adoption in order to continue participation in the Western Tidewater Home Consortium. Belonging to the consortium is a way for local governments that would not otherwise qualify for funding to join with other contiguous units of local government to directly participate in the HOME Investment Partnerships Program (HOME) program. The Western Tidewater HOME Consortium's membership consists of the City of Suffolk (Lead Entity), City of Franklin and the counties of Southampton and Isle of Wight.

**STAFF RECOMMENDATION: Adopt said Resolution No. \_\_\_\_\_**



RESOLUTION NO. #2020-16

A RESOLUTION AUTHORIZING CONTINUING PARTICIPATION IN THE  
WESTERN TIDEWATER HOME CONSORTIUM FOR THE  
PURPOSE OF OBTAINING FEDERAL FUNDING UNDER THE HUD HOME  
INVESTMENT PARTNERSHIP PROGRAM

WHEREAS, The Western Tidewater HOME Consortium was established on June 7, 1995; and

WHEREAS, The City of Franklin has received \$389,990.00 in HOME Investment Partnership funds since that time; and

WHEREAS, Many low and moderate income families have receive a benefit from HOME Investment Partnership funds; and

WHEREAS, HOME Investment Partnership funds provide additional financial resources to the City of Franklin and the Western Tidewater region to alleviate certain housing conditions through activities including but not limited to new housing construction, homeownership assistance, and home rehabilitation; and

WHEREAS, every citizen should have a decent, safe, and sanitary living environment in which to live and the City supports efforts to affirmatively further fair housing; and

WHEREAS, The continuation of the Western Tidewater HOME Consortium is necessary in order to receive future HOME Investment Partnership funds.

NOW THEREFORE, BE IT RESOLVED by the Council of the City of Franklin, that the City formally supports its continuing participation in the Western Tidewater HOME Consortium and designates the City Manager to do all things necessary to submit a proposal for funding and to implement the program.

Certified copy of resolution adopted by the City of Franklin City Council at its meeting held on July 27, 2020.

---

Clerk to City Council



*Office of the City Manager  
Amanda C. Jarratt*

July 22, 2020

To: Franklin City Council

From: Amanda C. Jarratt, City Manager

Reference: Courthouse Update

### **Background**

#### **Southampton County Courthouse**

The conceptual plan attached was presented to the Courthouse broad stakeholder committee and all written comments were due on July 6, 2020. None of the comments received are considered fatal flaws and we are hopeful that we have a plan that can be approved by all bodies. City Council will approve the concept plan on July 27, 2020 and the Southampton County Board of Supervisors will approve the plan at their meeting on July 28, 2020. Once those formal approvals are issued we will begin full architectural design and the development of construction plans.

The revised concept plan includes a total area of 40,000 square feet 12,750 square feet of which is renovated space and 27,250 square is new construction on the existing property. The estimated construction budget is \$15,909,381.00.

The total project budget which further includes the cost of design, new fixtures, furnishings and equipment, and the cost of temporary facilities for the courts while the project is under construction is estimated at or below \$20,000,000.00.

The cost of those portions of the project that serve the Circuit Court, the Clerk of the Circuit Court, the Commonwealth's Attorney, and the Sherriff will be shared between the City and County in the proportion that the population of each bears to the aggregate population of both.

Southampton County will be responsible for fully funding those portions of the project that serve the General District Court, the Juvenile and Domestic Relations Court, and the Southampton General District and Juvenile and Domestic Relations Combined Court Clerk's Office.

Should the Southampton County Board of Supervisors and the Franklin City Council adopt the proposed conceptual plans the Judges have agreed to not vacate the Courthouse this month as a previously indicated and will continue to hear cases in the Courthouse until such time as construction is ready to commence. This concession by the Courts will save hundreds of thousands of dollars in the cost of temporary facilities.

Attached for your consideration, please find a proposal from Glave and Holmes to proceed with architectural and engineering services related to Schematic Design through Construction Phases, including typical basic services and anticipated supplemental services related to the project.

The total cost of their services is a stipulated sum of \$1,735,075 with reimbursable expenses to be charged at cost plus 15%, not to exceed \$30,000. At this writing it remains uncertain whether certain services associated with development of a Stormwater Prevention Pollution Plan, design of stormwater management facilities, or data conversion associated with floodway modeling will ultimately be required. The cost of these services are currently included; if it is subsequently determined that they are unnecessary we will remove them from the Agreement and the compensation will be removed accordingly. The maximum credit we may receive for eliminating these services is \$14,175.00.

The total cost of their services is a stipulated sum of \$1,735,075 with reimbursable expenses to be charged at cost plus 15%, not to exceed \$30,000.00. At this writing, it remains uncertain whether certain services associated with development of a Stormwater Prevention Pollution Plan, design of stormwater management facilities, or data conversion associated with floodway modeling will ultimately be required. The cost of these services are currently included; if it is subsequently determined that they are unnecessary, we will remove them from the Agreement and the compensation will be reduced accordingly. The maximum credit we may receive for eliminating these services is \$14,175.00.

Based upon a Notice to Proceed by August 1, 2020, Glave and Holmes' anticipates the following schedule:

Construction documents completed: April 30, 2021  
Bids received: July 1, 2021  
Construction Complete: November, 2022

### **City of Franklin Courthouse**

No new update.

### **Needed Action**

Approve the proposed concept plan and move forward with the design and engineering of the proposed concept.

## 11. CONSIDERATION OF AGREEMENT FOR ARCHITECTURAL SERVICES SOUTHAMPTON COURTHOUSE

Following receipt of a number of unfavorable comments on the initial concept for Courthouse renovations back on May 28, the design team went back to work, revised their plans, and presented a second proposed concept to the Courthouse Stakeholder Committee (City and County Elected Officials) and the Courthouse Users Group (Judges, Clerk(s), Commonwealth's Attorney, Sheriff, Supreme Court staff and Bar Association) on June 29. This second concept, a copy of which is attached herewith, has been determined to be acceptable by both groups.

The revised concept includes a total area of 40,000 square feet (sf), 12,750 sf of which is renovated space and 27,250 sf of which is new construction. Approximately 12,000 sf of existing space will be demolished to make room for the new additions. The estimated construction budget for the project is \$15,909,381.

The total project budget, which further includes the cost of design, new fixtures, furnishings and equipment (FF&E), and the cost of temporary facilities for the courts while the project is under construction is estimated at or below \$20,000,000.

The cost of those portions of the project that serve the Circuit Court, the Clerk of the Circuit Court, the Commonwealth's Attorney and the Sheriff will be shared between the City and County in the proportion that the population of each bears to the aggregate population of both.

Southampton County will be responsible for fully funding those portions of the project that serve the General District Court, the Juvenile & Domestic Relations Court, and the Southampton General District and Juvenile and Domestic Relations Combined Court Clerk's Office.

Subject to the Board's and City Council's agreement to move forward with design of the proposed concept, the Judges have agreed not to vacate the Courthouse this month as previously indicated, and will continue to hear cases in the Courthouse until such time as construction is ready to commence. This concession by the Courts will save hundreds of thousands of dollars in the cost of temporary facilities.

Attached for your consideration, please find a proposal from Glavé & Holmes to proceed with architectural and engineering services related to Schematic Design through Construction Phases, including typical basic services and anticipated supplemental services related to the Project.

The total cost of their services is a stipulated sum of \$1,735,075 with reimbursable expenses to be charged at cost plus 15%, not to exceed \$30,000. At this writing, it remains uncertain whether certain services associated with development of a Stormwater Prevention Pollution Plan (SWPPP), design of stormwater management facilities, or data conversion associated with floodway modeling will ultimately be required. The cost of these services are currently included; if it is subsequently determined that they are unnecessary, we will remove them from the Agreement and the compensation will be reduced accordingly. The maximum credit we may receive for eliminating these services is \$14,175.

Based upon a Notice to Proceed by August 1, Glavé & Holmes' anticipates the following schedule:

Construction documents completed ..... April 30, 2021  
Bids received ..... July 1, 2021  
Construction complete ..... November 2022

**ATTACHMENTS:**

1. Glavé & Holmes' Proposal for A/E Services: Design and Construction Phases
2. Repair and Renovation of Courthouse Facilities – Concept Design Package
3. Detailed Construction Cost Estimate
4. Courthouse Site Assessment Report

**MOTION REQUIRED:** If the Board is so inclined, a motion is required to accept the attached proposal from Glavé & Holmes and authorize the County Administrator to do all things necessary and proper to execute an agreement for these services.



17 July 2020

Mr. Michael W. Johnson  
County Administrator  
Southampton County  
P.O. Box 400  
Courtland, Virginia 23837

**Southampton County Repair and Renovation of Courthouse Facilities  
RFP #2019-0901  
G&HA Proposal No.: 19081**

**Re: Proposal for Architectural/Engineering Services: Design and Construction Phases**

Dear Mike,

We have really enjoyed working with Southampton County and the City of Franklin on planning the renovation of the existing courts facilities in Courtland, Virginia. We are gratified that the Concept Design Phase resulted in a concept that was acceptable to the Stakeholder and Courthouse Users Groups and we look forward to advancing that concept through design and construction phases.

Based on the Concept Design Package and Site Assessment, both dated July 10, 2020, Glavé & Holmes Architecture (G&HA) is pleased to present this proposal letter to Southampton County, Virginia (Owner) for architectural and engineering services related to Repair and Renovation of Courthouse Facilities (the Project). This proposal covers services related to Schematic Design through Construction Phases, both customary Basic Services and Supplemental Services that are related to the Project. This proposal anticipates an Amendment to the initial Agreement between the Owner and G&HA, dated February 25, 2020.

## 1. PROJECT DESCRIPTION

We understand the overall Project to consist of the design and construction administration of renovations, additions, and repairs to the existing Courthouse Facilities for Southampton County, Virginia, located in Courtland, Virginia. The Project includes the facilities for the Southampton County General District Court and associated Clerk, the facilities for the Juvenile and Domestic Relations (J&DR) Court and associated Clerk, and the Commonwealth Attorney's Office. The Project also includes the Circuit Court and associated Clerk, which is shared with the City of Franklin. The Project does not include the adjacent jail or Sheriff's office, except for coordination with the relevant

flow of personnel between these facilities and the courthouse facilities in this Project. The Project design will be based on the approved Concept Design, documented in the Concept Design Package, dated July 10, 2020, including the Stakeholder and User comments received on the Concept Design.

Although the Agreement for this Project is between G&HA and the Owner, it is understood that an agreement exists between the Owner and the City of Franklin for shared use of the courthouse facilities, i.e. the Circuit Court. The Owner has formed a Stakeholder Group, made of representatives of both the Owner and the City of Franklin, to review the work products of G&HA and to attend meetings with the Courthouse Users Group. G&HA will copy significant Project communications with the Owner to the City of Franklin.

For the purposes of this proposal, we are assuming a construction budget for the project of \$15,909,381. This budget was established through an estimate by DPR Construction of the cost for constructing the Project, based on the Concept Design. This estimate includes a design contingency of 15% and a construction contingency of 8%. This budget includes hard construction costs only and does not include FF&E and other “soft costs,” such as consulting fees, permits, special inspections, relocation costs, temporary facilities or other Owner costs.

For this Project, we propose to subcontract with the following consultants:

- Silling Architects – Associate Architect, Courts Design, AV Design, Security Design and FF&E Design
- Draper Aden Associates – Civil Engineering, Geotechnical Engineering and Landscape Architecture
- Lynch Mykins Structural Engineers – Structural Engineering
- 2RW – Mechanical, Electrical, Plumbing & Fire Protection Engineering (MEP & FP)
- France Environmental – Hazardous Materials Consulting
- Downey & Scott – Cost Consulting

We are confident that we have assembled an excellent team for the Project.

## 2. PROJECT SCOPE OF SERVICES AND DELIVERABLES

For this proposal, it is our intent to provide the services described in the RFP Document, under Section 2b through 2g – *Scope of Services, Architectural and Engineering Design, Bidding Phase Services, Construction Administration Services etc.*, plus other concurrent services deemed necessary to complete the Project.

For the Basic Services of this Project, we intend to follow the phase structure and provide scope of services as described in AIA Document B201-2017 *Standard Form of Architect’s Services: Design and Construction Contract Administration*, Article 2, attached to the proposal as Exhibit B.

### A. Schematic Design Phase

- a. We will provide services as described in AIA Document B201-2017, Section 2.2.
- b. We have included up to three (3) meetings with, or presentations to, the Owner during this phase.

B. Design Development Phase

- a. We will provide services as described in AIA Document B201-2017, Section 2.3.
- b. We have included up to three (3) meetings with, or presentations to, the Owner during this phase.

C. Construction Documents Phase Services

- a. We will provide services as described in AIA Document B201-2017, Section 2.4.
- b. We have included up to three (3) meetings with, or presentations to, the Owner during this phase.

D. Procurement Phase Services

- a. We will provide services as described in AIA Document B201-2017, Section 2.5.
- b. We have included one (1) pre-bid meeting and attendance at one (1) bid opening meeting during this phase.

E. Construction Phase Services

- a. We will provide services as described in AIA Document B201-2017, Section 2.6.
- b. We have assumed a sixteen (16) month construction duration and have included site visits / construction meetings every two weeks.
- c. We have included one (1) site inspection to establish Substantial Completion and one (1) site inspection to establish Final Completion.

In addition to the Basic Services listed above, G&HA will provide the following Supplemental Services:

F. Record Drawings

- a. At construction close-out, we will compile record documents of the as-built conditions of the project, including and bulletin drawings issued during construction and any as-built supplemental drawings supplied by the Contractor.
- b. We will provide the Record Drawings in PDF electronic formats for the Owner's use.
- c. We have not included any as-built field survey services to verify as-built conditions.

G. Landscape Architecture

- a. In addition to Landscape Architecture, we have included a planting plan for the entire work area and the adjacent parking lot.
- b. We have not included an irrigation system in the scope of services.

H. Geotechnical Investigation

- a. We will provide four (4) soil borings to a depth of thirty (30) feet below grade adjacent to the existing building to evaluate soil conditions for supporting building additions.



- b. We will provide four (4) soil borings to a depth of ten (10) feet below grade in proposed parking and drive-aisle areas to evaluate soil conditions for supporting paved areas.
  - c. We will provide laboratory services and analysis with the intent of producing recommendations for building foundations, paving design, addressing ground water and any unsuitable soils encountered.
- I. Letter of Map Amendment (LOMA) Submittal
- a. During the Site Investigation Phase, it was determined that the current FEMA flood maps do not accurately reflect the existing conditions. Therefore, we will submit a LOMA to FEMA to update the maps.
  - b. The LOMA submittal requires evaluating the existing surveyed conditions (completed during the Site Assessment phase) against the current modeling data available from FEMA. At this time, it is unknown whether the data from FEMA will be provided in a digital or paper format. We have included the cost for data conversion from paper to digital. If data conversion is not required, we will remove this scope from the Agreement and reduce the compensation accordingly.
- J. SWPPP & Stormwater Management Design
- a. Based on the current Concept Design, the site disturbance area is slightly less than one (1) acre and therefore the Project is exempt from the requirements of a Stormwater Pollution Prevention Plan (SWPPP) or Stormwater Management. However, the design is very close to the limit and may exceed one (1) acre of site disturbance. Therefore, we have included both SWPPP and Stormwater Design in our scope. If it is determined that the Schematic Design remains less than one (1) acre of disturbance, we will remove this scope from the Agreement and reduce the compensation accordingly.
- K. Furniture, Furnishings & Equipment (FF&E) Design
- a. We have included services to select FF&E for all spaces within the Project. FF&E includes non-fixed furniture (chairs, tables, case goods, etc.) that is required by the Project occupants and installed equipment for user spaces, such as kitchen appliances.
  - b. We have also included Supplemental Services to inventory all the existing FF&E in the courthouse, with the intent of reusing any FF&E that is suitable for reuse.
  - c. The services for FF&E will be provided as indicated in the AIA Document B253 – 2019 *Standard For of Architect's Services: Furniture, Furnishings, and Equipment (FF&E) Design Services*, Article 4 and 5. A draft copy of this document is attached to this proposal as Exhibit C.
  - d. We have included up to six (6) on-site meetings and visits associated with FF&E services.
- L. Audio/Visual (AV), Telecom and Security Systems Design
- a. We have included design for raceways, line voltage, cabling and devices for comprehensive AV systems throughout the Project.

- b. We will coordinate with the Virginia Supreme Court for equipment provided through the Virginia Courts system.
  - c. Systems included in our scope include:
    - i. Sound enhancement
    - ii. ADA required assisted listening
    - iii. Evidence presentation and video display
    - iv. Remote testimony and video conferencing
    - v. Electronic court reporting systems
  - d. We will meet with applicable courthouse departments to establish a program for AV systems requirements.
  - e. We will develop conceptual designs for all systems and advance those designs into procurement documents.
  - f. We will attend a pre-installation conference, respond to RFIs, review submittals, attend a progress meeting and conduct an inspection for Final Completion.
  - g. We have included up to six (6) on-site visits associated with AV systems during design and construction.
- M. Electronic and Physical Security
- a. We will provide design and construction phase services for the following systems, including raceways, line voltage power, cabling and devices, where applicable:
    - i. Security cameras and video management systems
    - ii. Access control
    - iii. Duress alarms
    - iv. Building intrusion detection systems
    - v. Physical security detention systems
  - b. We will meet with applicable courthouse departments to establish a program for security systems requirements.
  - c. We will develop conceptual designs for all systems and advance those designs into procurement documents.
  - d. We will provide construction phase services in parallel with the Basic Services Construction Phase scope, including attending pre-installation conferences, site observations, answering RFIs, reviewing submittals and conduction inspections.
  - e. We have included up to three (3) on-site visits during design phases associated specifically with security systems.

### 3. SCHEDULE

Upon receipt of a Notice to Proceed (NTP), we expect to complete the services within the following durations:

- Schematic Design: Two (2) months
- Design Development: Three (3) months
- Construction Documents: Four (4) months
- Total Design Duration: Nine (9) Months

Based on these durations and a Notice-To-Proceed (NTP) on or about August 1, 2020, the following is an approximate schedule for the Project:

- NTP: August 1, 2020
- SD Completion: September 30, 2020
- DD Completion: December 31, 2020 (actual date to be coordinated with holidays)
- CD Completion: April 30, 2021
- Permit Review & Procurement Completion: June 30, 2021 (assume two months)
- Construction Complete: October 31, 2022 (assume sixteen months)

Note that the dates for the design phases are established with the assumption that the design team is approved to continue to work through Owner review periods and that any Owner comments on a given phase submittal are addressed early in the subsequent phase.

### 4. QUALIFICATIONS & CLARIFICATIONS

- A. The scope of this Project is limited to the General District, Circuit and J&DR Courts, the associated Clerks and support functions, and the Commonwealth Attorney's office. The adjacent Sheriff's Office and Jail are not included, except to coordinate with the personnel circulation to and from the Courts facilities.
- B. All on-site work is assumed to occur within normal business hours and coordinated with the Courts' calendars. We assume that Southampton County will provide the necessary escorts and address security concerns to permit the design teams access to the facilities.
- C. We have included scope related to flood way modeling and storm water management services that may not be required. If these services are not needed, we will submit a contract amendment that removes the scope and reduces compensation accordingly.
- D. We have included a single phase of construction and a single permit and bid package in this proposal. Multiple bid packages, phased construction and fast-track construction are not included.
- E. The currently approved Concept Design requires that the building be vacated prior to construction and remain unoccupied during construction.
- F. Move management services and design of temporary space is not included in this proposal.

- G. Raceways and line voltage power are included in this proposal for all low-voltage systems in the Project (AV, Security, Access Control, etc.). Cabling and device design are included for fire alarm, AV, Security and Access Control systems only. IT and telecom cabling and devices are the responsibility of the Owner or the courthouse users through the Virginia Supreme Court resources. We will coordinate line voltage power and raceways for systems provided by the Virginia Supreme Court.
- H. We have not included any kind of environmental sustainability rating or certification services in this proposal, i.e. LEED Certification.
- I. No traffic engineering or studies are included in the proposal or anticipated to be required.
- J. As part of the hazardous material abatement, monitoring of the abatement activities will be required by the regulating authorities. This monitoring is not included in this proposal as these services are customarily contracted directly by the Owner.
- K. No code-required special inspections services are included in this proposal. These services are customarily contracted directly by the Owner.

## 5. COST OF SERVICES

Glavé & Holmes Architecture, P.C. will provide the services indicated in this proposal for the following stipulated sum, plus normal and customary Reimbursable Expenses at cost x 1.15. Reimbursable Expenses include printing, mileage for travel, long-distance telephone calls and similar project related expenses. We estimate expenses over the course of the project to not exceed \$30,000.

<b>Basic Services</b>	<b>Service Fee</b>
Schematic Design	\$191,550
Design Development	\$345,750
Construction Documents	\$558,475
Procurement	\$30,150
Construction Phase	\$395,825
<b>Sub-Total Basic Services Fee</b>	<b>\$1,521,750</b>
<b>Supplemental Services</b>	<b>Service Fee</b>
Record Drawings	\$15,150
Landscape Architecture	\$22,550
Geotechnical	\$9,050
LOMA Submittal	\$12,600
HEC-2 Data Conversion (may not be required)	\$2,950
SWPPP (may not be required)	\$2,375
Stormwater Design (may not be required)	\$8,850
Furnishings, Furniture & Equipment	\$75,100
Hazmat Abatement Design	\$3,500
AV Systems	\$35,300
Security Systems	\$25,900

<b>Sub-Total Professional Services Fee</b>	<b>\$213,325</b>
<b>Sub-Total</b>	<b>Service Fee</b>
Basic Services	\$1,521,750
Supplemental Services	\$213,325
<b>Total Professional Services Fee</b>	<b>\$1,735,075</b>

Additional Services not contained in this proposal, when authorized by the Owner, shall be compensated on an hourly basis using hourly rates contained in Hourly Billing Rates Schedule in effect at the date of this proposal or on the basis of a negotiated stipulated sum.

## 6. TERMS AND CONDITIONS

We expect that the services described in this proposal will be amended to our current Agreement with the Owner using a standard AIA Form of Agreement - AIA Document B201-2017 *Standard Form of Architect's Services: Design and Construction Contract Administration*. Upon receipt of your approval, we will draft an amendment for your review and signature.

We are excited to be involved with the renovation and repairs to the Courts Facilities in Southampton County and we look forward to working with you. Should you have any questions, please do not hesitate to call me at (804) 283-6819 mobile.

Sincerely,



Andrew B. Moore, AIA  
Principal

for Glavé & Holmes Architecture P.C.,

Encl: Exhibit A – Billing Rates; Exhibit B – draft AIA Document B201-2017; Exhibit C – draft AIA Document B253 – 2019

Cc: Ms. Amanda Jarrett, City Manager, City of Franklin



## EXHIBIT A

### HOURLY BILLING RATES SCHEDULE

EFFECTIVE JANUARY 2020

Senior Principal	\$265
Principal	\$192
Senior Associate	\$182
Project Manager/Architect III	\$158
Project Manager/Architect II	\$129
Project Manager/Architect I	\$103
Architectural/Intern II	\$ 87
Architectural/Intern I	\$ 72
Clerical	\$ 87
Student Intern	\$ 53

Hourly billing rates are subject to annual adjustments.

DRAFT AIA® Document B201™ - 2017

Standard Form of Architect's Services: Design and Construction Contract Administration

for the following PROJECT:
(Name and location or address)

Redacted project information

THE OWNER:
(Name, legal status and address)

Redacted owner information

THE ARCHITECT:
(Name, legal status and address)

Redacted architect information

THE AGREEMENT

This Standard Form of Architect's Services is part of the accompanying Owner-Architect Agreement (hereinafter, together referred to as the Agreement) dated the day of in the year .
(In words, indicate day, month and year.)

TABLE OF ARTICLES

- 1 INITIAL INFORMATION
2 SCOPE OF ARCHITECT'S BASIC SERVICES
3 SUPPLEMENTAL AND ADDITIONAL SERVICES
4 OWNER'S RESPONSIBILITIES
5 COST OF THE WORK
6 COMPENSATION
7 ATTACHMENTS AND EXHIBITS

ARTICLE 1 INITIAL INFORMATION

§ 1.1 The Agreement is based on the Initial Information set forth in this Section 1.1.
(For each item in this section, insert the information or a statement such as "not applicable" or "unknown at time of execution.")

§ 1.1.1 The Owner's program for the Project:
(Insert the Owner's program, identify documentation that establishes the Owner's program, or state the manner in which the program will be developed.)

ADDITIONS AND DELETIONS:
The author of this document has added information needed for its completion. The author may also have revised the text of the original AIA standard form. An Additions and Deletions Report that notes added information as well as revisions to the standard form text is available from the author and should be reviewed.

This document has important legal consequences. Consultation with an attorney is encouraged with respect to its completion or modification.

This document provides the Architect's scope of services only and must be used with an owner-architect agreement. It may be used with AIA Document B102™-2017, Standard Form of Agreement Between Owner and Architect without a Predefined Scope of Architect's Services, to provide the Architect's sole scope of services, or with B102 in conjunction with other standard form services documents. It may also be used with G802™-2017, Amendment to the Professional Services Agreement, to create a modification to any owner-architect agreement.

ELECTRONIC COPYING of any portion of this AIA® Document to another electronic file is prohibited and constitutes a violation of copyright laws as set forth in the footer of this document.

<< >>

§ 1.1.2 The Project's physical characteristics:

*(Identify or describe pertinent information about the Project's physical characteristics, such as size; location; dimensions; geotechnical reports; site boundaries; topographic surveys; traffic and utility studies; availability of public and private utilities and services; legal description of the site, etc.)*

<< >>

§ 1.1.3 The Owner's budget for the Cost of the Work, as defined in Section 5.1:

*(Provide total and, if known, a line item breakdown.)*

<< >>

§ 1.1.4 The Owner's anticipated design and construction milestone dates:

.1 Design phase milestone dates, if any:

<< >>

.2 Construction commencement date:

<< >>

.3 Substantial Completion date or dates:

<< >>

.4 Other milestone dates:

<< >>

§ 1.1.5 The Owner intends the following procurement and delivery method for the Project:

*(Identify method such as competitive bid or negotiated contract, as well as any requirements for accelerated or fast-track design and construction, multiple bid packages, or phased construction.)*

<< >>

§ 1.1.6 The Owner's anticipated Sustainable Objective for the Project:

*(Identify and describe the Owner's Sustainable Objective for the Project, if any.)*

<< >>

§ 1.1.6.1 If the Owner identifies a Sustainable Objective, the Owner and Architect shall complete and incorporate AIA Document E204™–2017, Sustainable Projects Exhibit, into the Agreement to define the terms, conditions and services related to the Owner's Sustainable Objective. If E204–2017 is incorporated into the Agreement, the Owner and Architect shall incorporate the completed E204–2017 into the agreements with the consultants and contractors performing services or Work in any way associated with the Sustainable Objective.

§ 1.1.7 The persons or entities, in addition to the Owner's representative, who are required to review the Architect's submittals to the Owner are as follows:

*(List name, address, and other contact information.)*

<< >>

§ 1.1.8 The Owner shall retain the following consultants and contractors:

*(List name, legal status, address, and other contact information.)*

.1 Geotechnical Engineer:



<< >><< >>  
<< >>  
<< >>  
<< >>  
<< >>

.2 Civil Engineer:

<< >><< >>  
<< >>  
<< >>  
<< >>  
<< >>

.3 Other, if any:  
*(List any other consultants and contractors retained by the Owner.)*

<< >>

§ 1.1.9 The Architect shall retain the consultants identified in Sections 1.1.9.1 and 1.1.9.2:  
*(List name, legal status, address, and other contact information.)*

§ 1.1.9.1 Consultants retained under Basic Services:

.1 Structural Engineer:

<< >><< >>  
<< >>  
<< >>  
<< >>  
<< >>

.2 Mechanical Engineer:

<< >><< >>  
<< >>  
<< >>  
<< >>  
<< >>

.3 Electrical Engineer:

<< >><< >>  
<< >>  
<< >>  
<< >>  
<< >>

§ 1.1.9.2 Consultants retained under Supplemental Services:

<< >>

§ 1.1.10 Other Initial Information on which the Agreement is based:

<< >>

§ 1.2 The Owner and Architect may rely on the Initial Information. Both parties, however, recognize that the Initial Information may materially change and, in that event, the Owner and the Architect shall appropriately adjust the

schedule, the Architect's services, schedule for the Architect's services, and the Architect's compensation. The Owner shall adjust the Owner's budget for the Cost of the Work and the Owner's anticipated design and construction milestones, as necessary, to accommodate material changes in the Initial Information.

## ARTICLE 2 SCOPE OF ARCHITECT'S BASIC SERVICES

§ 2.1 The Architect's Basic Services consist of those described in this Article 2 and include usual and customary structural, mechanical, and electrical engineering services. Services not set forth in this Article 2 are Supplemental or Additional Services.

§ 2.1.1 The Architect shall manage the Architect's services, research applicable design criteria, attend Project meetings, communicate with members of the Project team, and report progress to the Owner.

§ 2.1.2 The Architect shall coordinate its services with those services provided by the Owner and the Owner's consultants. The Architect shall be entitled to rely on, and shall not be responsible for, the accuracy, completeness, and timeliness of, services and information furnished by the Owner and the Owner's consultants. The Architect shall provide prompt written notice to the Owner if the Architect becomes aware of any error, omission, or inconsistency in such services or information.

§ 2.1.3 As soon as practicable after the date of the Agreement, the Architect shall submit for the Owner's approval a schedule for the performance of the Architect's services. The schedule initially shall include anticipated dates for the commencement of construction and for Substantial Completion of the Work as set forth in the Initial Information. The schedule shall include allowances for periods of time required for the Owner's review, for the performance of the Owner's consultants, and for approval of submissions by authorities having jurisdiction over the Project. Once approved by the Owner, time limits established by the schedule shall not, except for reasonable cause, be exceeded by the Architect or Owner. With the Owner's approval, the Architect shall adjust the schedule, if necessary, as the Project proceeds until the commencement of construction.

§ 2.1.4 The Architect shall not be responsible for an Owner's directive or substitution, or for the Owner's acceptance of non-conforming Work, made or given without the Architect's written approval.

§ 2.1.5 The Architect shall contact governmental authorities required to approve the Construction Documents and entities providing utility services to the Project. The Architect shall respond to applicable design requirements imposed by those authorities and entities.

§ 2.1.6 The Architect shall assist the Owner in connection with the Owner's responsibility for filing documents required for the approval of governmental authorities having jurisdiction over the Project.

## § 2.2 SCHEMATIC DESIGN PHASE SERVICES

§ 2.2.1 The Architect shall review the program and other information furnished by the Owner, and shall review laws, codes, and regulations applicable to the Architect's services.

§ 2.2.2 The Architect shall prepare a preliminary evaluation of the Owner's program, schedule, budget for the Cost of the Work, Project site, the proposed procurement and delivery method, and other Initial Information, each in terms of the other, to ascertain the requirements of the Project. The Architect shall notify the Owner of (1) any inconsistencies discovered in the information, and (2) other information or consulting services that may be reasonably needed for the Project.

§ 2.2.3 The Architect shall present its preliminary evaluation to the Owner and shall discuss with the Owner alternative approaches to design and construction of the Project. The Architect shall reach an understanding with the Owner regarding the requirements of the Project.

§ 2.2.4 Based on the Project requirements agreed upon with the Owner, the Architect shall prepare and present, for the Owner's approval, a preliminary design illustrating the scale and relationship of the Project components.

§ 2.2.5 Based on the Owner's approval of the preliminary design, the Architect shall prepare Schematic Design Documents for the Owner's approval. The Schematic Design Documents shall consist of drawings and other documents including a site plan, if appropriate, and preliminary building plans, sections and elevations; and may

include some combination of study models, perspective sketches, or digital representations. Preliminary selections of major building systems and construction materials shall be noted on the drawings or described in writing.

§ 2.2.5.1 The Architect shall consider sustainable design alternatives, such as material choices and building orientation, together with other considerations based on program and aesthetics, in developing a design that is consistent with the Owner's program, schedule and budget for the Cost of the Work. The Owner may obtain more advanced sustainable design services as a Supplemental Service under Section 3.1.1.

§ 2.2.5.2 The Architect shall consider the value of alternative materials, building systems and equipment, together with other considerations based on program and aesthetics, in developing a design for the Project that is consistent with the Owner's program, schedule, and budget for the Cost of the Work.

§ 2.2.6 The Architect shall submit to the Owner an estimate of the Cost of the Work prepared in accordance with Section 5.3.

§ 2.2.7 The Architect shall submit the Schematic Design Documents to the Owner, and request the Owner's approval.

### § 2.3 DESIGN DEVELOPMENT PHASE SERVICES

§ 2.3.1 Based on the Owner's approval of the Schematic Design Documents, and on the Owner's authorization of any adjustments in the Project requirements and the budget for the Cost of the Work, the Architect shall prepare Design Development Documents for the Owner's approval. The Design Development Documents shall illustrate and describe the development of the approved Schematic Design Documents and shall consist of drawings and other documents including plans, sections, elevations, typical construction details, and diagrammatic layouts of building systems to fix and describe the size and character of the Project as to architectural, structural, mechanical and electrical systems, and other appropriate elements. The Design Development Documents shall also include outline specifications that identify major materials and systems and establish, in general, their quality levels.

§ 2.3.2 The Architect shall update the estimate of the Cost of the Work prepared in accordance with Section 5.3.

§ 2.3.3 The Architect shall submit the Design Development Documents to the Owner, advise the Owner of any adjustments to the estimate of the Cost of the Work, and request the Owner's approval.

### § 2.4 CONSTRUCTION DOCUMENTS PHASE SERVICES

§ 2.4.1 Based on the Owner's approval of the Design Development Documents, and on the Owner's authorization of any adjustments in the Project requirements and the budget for the Cost of the Work, the Architect shall prepare Construction Documents for the Owner's approval. The Construction Documents shall illustrate and describe the further development of the approved Design Development Documents and shall consist of Drawings and Specifications setting forth in detail the quality levels and performance criteria of materials and systems and other requirements for the construction of the Work. The Owner and Architect acknowledge that, in order to perform the Work, the Contractor will provide additional information, including Shop Drawings, Product Data, Samples and other similar submittals, which the Architect shall review in accordance with Section 2.6.4.

§ 2.4.2 The Architect shall incorporate the design requirements of governmental authorities having jurisdiction over the Project into the Construction Documents.

§ 2.4.3 During the development of the Construction Documents, the Architect shall assist the Owner in the development and preparation of (1) procurement information that describes the time, place, and conditions of bidding, including bidding or proposal forms; (2) the form of agreement between the Owner and Contractor; and (3) the Conditions of the Contract for Construction (General, Supplementary and other Conditions). The Architect shall also compile a project manual that includes the Conditions of the Contract for Construction and Specifications, and may include bidding requirements and sample forms.

§ 2.4.4 The Architect shall update the estimate for the Cost of the Work prepared in accordance with Section 5.3.

§ 2.4.5 The Architect shall submit the Construction Documents to the Owner, advise the Owner of any adjustments to the estimate of the Cost of the Work, take any action required under Section 5.5, and request the Owner's approval.

## § 2.5 PROCUREMENT PHASE SERVICES

### § 2.5.1 General

The Architect shall assist the Owner in establishing a list of prospective contractors. Following the Owner's approval of the Construction Documents, the Architect shall assist the Owner in (1) obtaining either competitive bids or negotiated proposals; (2) confirming responsiveness of bids or proposals; (3) determining the successful bid or proposal, if any; and, (4) awarding and preparing contracts for construction.

### § 2.5.2 Competitive Bidding

§ 2.5.2.1 Bidding Documents shall consist of bidding requirements and proposed Contract Documents.

§ 2.5.2.2 The Architect shall assist the Owner in bidding the Project by:

- .1 facilitating the distribution of Bidding Documents to prospective bidders;
- .2 organizing and conducting a pre-bid conference for prospective bidders;
- .3 preparing responses to questions from prospective bidders and providing clarifications and interpretations of the Bidding Documents to the prospective bidders in the form of addenda; and,
- .4 organizing and conducting the opening of the bids, and subsequently documenting and distributing the bidding results, as directed by the Owner.

§ 2.5.2.3 If the Bidding Documents permit substitutions, upon the Owner's written authorization, the Architect shall, as an Additional Service, consider requests for substitutions and prepare and distribute addenda identifying approved substitutions to all prospective bidders.

### § 2.5.3 Negotiated Proposals

§ 2.5.3.1 Proposal Documents shall consist of proposal requirements and proposed Contract Documents.

§ 2.5.3.2 The Architect shall assist the Owner in obtaining proposals by:

- .1 facilitating the distribution of Proposal Documents for distribution to prospective contractors and requesting their return upon completion of the negotiation process;
- .2 organizing and participating in selection interviews with prospective contractors;
- .3 preparing responses to questions from prospective contractors and providing clarifications and interpretations of the Proposal Documents to the prospective contractors in the form of addenda; and,
- .4 participating in negotiations with prospective contractors, and subsequently preparing a summary report of the negotiation results, as directed by the Owner.

§ 2.5.3.3 If the Proposal Documents permit substitutions, upon the Owner's written authorization, the Architect shall, as an Additional Service, consider requests for substitutions and prepare and distribute addenda identifying approved substitutions to all prospective contractors.

## § 2.6 CONSTRUCTION PHASE SERVICES

### § 2.6.1 General

§ 2.6.1.1 The Architect shall provide administration of the Contract between the Owner and the Contractor as set forth below and in AIA Document A201™-2017, General Conditions of the Contract for Construction. If the Owner and Contractor modify AIA Document A201-2017, those modifications shall not affect the Architect's services under the Agreement unless the Owner and the Architect amend the Agreement.

§ 2.6.1.2 The Architect shall advise and consult with the Owner during the Construction Phase Services. The Architect shall have authority to act on behalf of the Owner only to the extent provided in the Agreement. The Architect shall not have control over, charge of, or responsibility for the construction means, methods, techniques, sequences or procedures, or for safety precautions and programs in connection with the Work, nor shall the Architect be responsible for the Contractor's failure to perform the Work in accordance with the requirements of the Contract Documents. The Architect shall be responsible for the Architect's negligent acts or omissions, but shall not have control over or charge of, and shall not be responsible for, acts or omissions of the Contractor or of any other persons or entities performing portions of the Work.

§ 2.6.1.3 Subject to Section 3.2 and except as provided in Section 2.6.6.5, the Architect's responsibility to provide Construction Phase Services commences with the award of the Contract for Construction and terminates on the date the Architect issues the final Certificate for Payment.

## § 2.6.2 Evaluations of the Work

§ 2.6.2.1 The Architect shall visit the site at intervals appropriate to the stage of construction, or as otherwise required in Section 3.2.3, to become generally familiar with the progress and quality of the portion of the Work completed, and to determine, in general, if the Work observed is being performed in a manner indicating that the Work, when fully completed, will be in accordance with the Contract Documents. However, the Architect shall not be required to make exhaustive or continuous on-site inspections to check the quality or quantity of the Work. On the basis of the site visits, the Architect shall keep the Owner reasonably informed about the progress and quality of the portion of the Work completed, and promptly report to the Owner (1) known deviations from the Contract Documents, (2) known deviations from the most recent construction schedule submitted by the Contractor, and (3) defects and deficiencies observed in the Work.

§ 2.6.2.2 The Architect has the authority to reject Work that does not conform to the Contract Documents. Whenever the Architect considers it necessary or advisable, the Architect shall have the authority to require inspection or testing of the Work in accordance with the provisions of the Contract Documents, whether or not the Work is fabricated, installed or completed. However, neither this authority of the Architect nor a decision made in good faith either to exercise or not to exercise such authority shall give rise to a duty or responsibility of the Architect to the Contractor, Subcontractors, suppliers, their agents or employees, or other persons or entities performing portions of the Work.

§ 2.6.2.3 The Architect shall interpret and decide matters concerning performance under, and requirements of, the Contract Documents on written request of either the Owner or Contractor. The Architect's response to such requests shall be made in writing within any time limits agreed upon or otherwise with reasonable promptness.

§ 2.6.2.4 Interpretations and decisions of the Architect shall be consistent with the intent of, and reasonably inferable from, the Contract Documents and shall be in writing or in the form of drawings. When making such interpretations and decisions, the Architect shall endeavor to secure faithful performance by both Owner and Contractor, shall not show partiality to either, and shall not be liable for results of interpretations or decisions rendered in good faith. The Architect's decisions on matters relating to aesthetic effect shall be final if consistent with the intent expressed in the Contract Documents.

§ 2.6.2.5 Unless the Owner and Contractor designate another person to serve as an Initial Decision Maker, as that term is defined in AIA Document A201–2017, the Architect shall render initial decisions on Claims between the Owner and Contractor as provided in the Contract Documents.

## § 2.6.3 Certificates for Payment to Contractor

§ 2.6.3.1 The Architect shall review and certify the amounts due the Contractor and shall issue certificates in such amounts. The Architect's certification for payment shall constitute a representation to the Owner, based on the Architect's evaluation of the Work as provided in Section 2.6.2 and on the data comprising the Contractor's Application for Payment, that, to the best of the Architect's knowledge, information and belief, the Work has progressed to the point indicated, the quality of the Work is in accordance with the Contract Documents, and that the Contractor is entitled to payment in the amount certified. The foregoing representations are subject to (1) an evaluation of the Work for conformance with the Contract Documents upon Substantial Completion, (2) results of subsequent tests and inspections, (3) correction of minor deviations from the Contract Documents prior to completion, and (4) specific qualifications expressed by the Architect.

§ 2.6.3.2 The issuance of a Certificate for Payment shall not be a representation that the Architect has (1) made exhaustive or continuous on-site inspections to check the quality or quantity of the Work, (2) reviewed construction means, methods, techniques, sequences or procedures, (3) reviewed copies of requisitions received from Subcontractors and suppliers and other data requested by the Owner to substantiate the Contractor's right to payment, or (4) ascertained how or for what purpose the Contractor has used money previously paid on account of the Contract Sum.

§ 2.6.3.3 The Architect shall maintain a record of the Applications and Certificates for Payment.

## § 2.6.4 Submittals

§ 2.6.4.1 The Architect shall review the Contractor's submittal schedule and shall not unreasonably delay or withhold approval of the schedule. The Architect's action in reviewing submittals shall be taken in accordance with

the approved submittal schedule or, in the absence of an approved submittal schedule, with reasonable promptness while allowing sufficient time, in the Architect's professional judgment, to permit adequate review.

§ 2.6.4.2 The Architect shall review and approve, or take other appropriate action upon, the Contractor's submittals such as Shop Drawings, Product Data and Samples, but only for the limited purpose of checking for conformance with information given and the design concept expressed in the Contract Documents. Review of such submittals is not for the purpose of determining the accuracy and completeness of other information such as dimensions, quantities, and installation or performance of equipment or systems, which are the Contractor's responsibility. The Architect's review shall not constitute approval of safety precautions or construction means, methods, techniques, sequences or procedures. The Architect's approval of a specific item shall not indicate approval of an assembly of which the item is a component.

§ 2.6.4.3 If the Contract Documents specifically require the Contractor to provide professional design services or certifications by a design professional related to systems, materials, or equipment, the Architect shall specify the appropriate performance and design criteria that such services must satisfy. The Architect shall review and take appropriate action on Shop Drawings and other submittals related to the Work designed or certified by the Contractor's design professional, provided the submittals bear such professional's seal and signature when submitted to the Architect. The Architect's review shall be for the limited purpose of checking for conformance with information given and the design concept expressed in the Contract Documents. The Architect shall be entitled to rely upon, and shall not be responsible for, the adequacy and accuracy of the services, certifications, and approvals performed or provided by such design professionals.

§ 2.6.4.4 Subject to Section 3.2, the Architect shall review and respond to requests for information about the Contract Documents. The Architect shall set forth, in the Contract Documents, the requirements for requests for information. Requests for information shall include, at a minimum, a detailed written statement that indicates the specific Drawings or Specifications in need of clarification and the nature of the clarification requested. The Architect's response to such requests shall be made in writing within any time limits agreed upon, or otherwise with reasonable promptness. If appropriate, the Architect shall prepare and issue supplemental Drawings and Specifications in response to the requests for information.

§ 2.6.4.5 The Architect shall maintain a record of submittals and copies of submittals supplied by the Contractor in accordance with the requirements of the Contract Documents.

## § 2.6.5 Changes in the Work

§ 2.6.5.1 The Architect may order minor changes in the Work that are consistent with the intent of the Contract Documents and do not involve an adjustment in the Contract Sum or an extension of the Contract Time. Subject to Section 3.2, the Architect shall prepare Change Orders and Construction Change Directives for the Owner's approval and execution in accordance with the Contract Documents.

§ 2.6.5.2 The Architect shall maintain records relative to changes in the Work.

## § 2.6.6 Project Completion

§ 2.6.6.1 The Architect shall:

1. conduct inspections to determine the date or dates of Substantial Completion and the date of final completion;
2. issue Certificates of Substantial Completion;
3. forward to the Owner, for the Owner's review and records, written warranties and related documents required by the Contract Documents and received from the Contractor; and,
4. issue a final Certificate for Payment based upon a final inspection indicating that, to the best of the Architect's knowledge, information, and belief, the Work complies with the requirements of the Contract Documents.

§ 2.6.6.2 The Architect's inspections shall be conducted with the Owner to check conformance of the Work with the requirements of the Contract Documents and to verify the accuracy and completeness of the list submitted by the Contractor of Work to be completed or corrected.



§ 2.6.6.3 When Substantial Completion has been achieved, the Architect shall inform the Owner about the balance of the Contract Sum remaining to be paid the Contractor, including the amount to be retained from the Contract Sum, if any, for final completion or correction of the Work.

§ 2.6.6.4 The Architect shall forward to the Owner the following information received from the Contractor: (1) consent of surety or sureties, if any, to reduction in or partial release of retainage or the making of final payment; (2) affidavits, receipts, releases and waivers of liens, or bonds indemnifying the Owner against liens; and (3) any other documentation required of the Contractor under the Contract Documents.

§ 2.6.6.5 Upon request of the Owner, and prior to the expiration of one year from the date of Substantial Completion, the Architect shall, without additional compensation, conduct a meeting with the Owner to review the facility operations and performance.

**ARTICLE 3 SUPPLEMENTAL AND ADDITIONAL SERVICES**

**§ 3.1 SUPPLEMENTAL SERVICES**

§ 3.1.1 The services listed below are not included in Basic Services but may be required for the Project. The Architect shall provide the listed Supplemental Services only if specifically designated in the table below as the Architect’s responsibility, and the Owner shall compensate the Architect as provided in Section 6.2. Unless otherwise specifically addressed in the Agreement, if neither the Owner nor the Architect is designated, the parties agree that the listed Supplemental Service is not being provided for the Project.

*(Designate the Architect’s Supplemental Services and the Owner’s Supplemental Services required for the Project by indicating whether the Architect or Owner shall be responsible for providing the identified Supplemental Service. Insert a description of the Supplemental Services in Section 3.1.2 below or attach the description of services as an exhibit to the Agreement.)*

Supplemental Services	Responsibility <i>(Architect, Owner or Not Provided)</i>
§ 3.1.1.1 Programming	
§ 3.1.1.2 Multiple preliminary designs	
§ 3.1.1.3 Measured drawings	
§ 3.1.1.4 Existing facilities surveys	
§ 3.1.1.5 Site evaluation and planning	
§ 3.1.1.6 Building Information Model management responsibilities	
§ 3.1.1.7 Development of Building Information Models for post construction use	
§ 3.1.1.8 Civil engineering	
§ 3.1.1.9 Landscape design	
§ 3.1.1.10 Architectural interior design	
§ 3.1.1.11 Value analysis	
§ 3.1.1.12 Detailed cost estimating beyond that required in Section 5.3	
§ 3.1.1.13 On-site project representation	
§ 3.1.1.14 Conformed documents for construction	
§ 3.1.1.15 As-designed record drawings	
§ 3.1.1.16 As-constructed record drawings	
§ 3.1.1.17 Post occupancy evaluation	
§ 3.1.1.18 Facility support services	
§ 3.1.1.19 Tenant-related services	
§ 3.1.1.20 Architect’s coordination of the Owner’s consultants	
§ 3.1.1.21 Telecommunications/data design	
§ 3.1.1.22 Security evaluation and planning	
§ 3.1.1.23 Commissioning	
§ 3.1.1.24 Sustainable Project Services pursuant to Section 3.1.3	

§ 3.1.1.25	Fast-track design services	
§ 3.1.1.26	Multiple bid packages	
§ 3.1.1.27	Historic preservation	
§ 3.1.1.28	Furniture, furnishings, and equipment design	
§ 3.1.1.29	Other services provided by specialty Consultants	
§ 3.1.1.30	Other Supplemental Services	

### § 3.1.2 Description of Supplemental Services

§ 3.1.2.1 A description of each Supplemental Service identified in Section 3.1.1 as the Architect's responsibility is provided below.

*(Describe in detail the Architect's Supplemental Services identified in Section 3.1.1 or, if set forth in an exhibit, identify the exhibit. The AIA publishes a number of Standard Form of Architect's Services documents that can be included as an exhibit to describe the Architect's Supplemental Services.)*

<< >>

§ 3.1.2.2 A description of each Supplemental Service identified in Section 3.1.1 as the Owner's responsibility is provided below.

*(Describe in detail the Owner's Supplemental Services identified in Section 3.1.1 or, if set forth in an exhibit, identify the exhibit.)*

<< >>

§ 3.1.3 If the Owner identified a Sustainable Objective in Article 1, the Architect shall provide, as a Supplemental Service, the Sustainability Services required in AIA Document E204™-2017, Sustainable Projects Exhibit, attached to the Agreement. The Owner shall compensate the Architect as provided in Section 6.2.

### § 3.2 ARCHITECT'S ADDITIONAL SERVICES

The Architect may provide Additional Services after execution of the Agreement without invalidating the Agreement. Except for services required due to the fault of the Architect, any Additional Services provided in accordance with this Section 3.2 shall entitle the Architect to compensation pursuant to Section 6.3 and an appropriate adjustment in the Architect's schedule.

§ 3.2.1 Upon recognizing the need to perform the following Additional Services, the Architect shall notify the Owner with reasonable promptness and explain the facts and circumstances giving rise to the need. The Architect shall not proceed to provide the following Additional Services until the Architect receives the Owner's written authorization:

- .1 Services necessitated by a change in the Initial Information, previous instructions or approvals given by the Owner, or a material change in the Project including size, quality, complexity, the Owner's schedule or budget for Cost of the Work, or procurement or delivery method;
- .2 Services necessitated by the enactment or revision of codes, laws, or regulations, including changing or editing previously prepared Instruments of Service;
- .3 Changing or editing previously prepared Instruments of Service necessitated by official interpretations of applicable codes, laws or regulations that are either (a) contrary to specific interpretations by the applicable authorities having jurisdiction made prior to the issuance of the building permit, or (b) contrary to requirements of the Instruments of Service when those Instruments of Service were prepared in accordance with the applicable standard of care;
- .4 Services necessitated by decisions of the Owner not rendered in a timely manner or any other failure of performance on the part of the Owner or the Owner's consultants or contractors;
- .5 Preparing digital models or other design documentation for transmission to the Owner's consultants and contractors, or to other Owner-authorized recipients;
- .6 Preparation of design and documentation for alternate bid or proposal requests proposed by the Owner;
- .7 Preparation for, and attendance at, a public presentation, meeting or hearing;



- .8 Preparation for, and attendance at, a dispute resolution proceeding or legal proceeding, except where the Architect is party thereto;
- .9 Evaluation of the qualifications of entities providing bids or proposals;
- .10 Consultation concerning replacement of Work resulting from fire or other cause during construction; or
- .11 Assistance to the Initial Decision Maker, if other than the Architect.

§ 3.2.2 To avoid delay in the Construction Phase, the Architect shall provide the following Additional Services, notify the Owner with reasonable promptness, and explain the facts and circumstances giving rise to the need. If, upon receipt of the Architect's notice, the Owner determines that all or parts of the services are not required, the Owner shall give prompt written notice to the Architect of the Owner's determination. The Owner shall compensate the Architect for the services provided prior to the Architect's receipt of the Owner's notice.

- .1 Reviewing a Contractor's submittal out of sequence from the submittal schedule approved by the Architect;
- .2 Responding to the Contractor's requests for information that are not prepared in accordance with the Contract Documents or where such information is available to the Contractor from a careful study and comparison of the Contract Documents, field conditions, other Owner-provided information, Contractor-prepared coordination drawings, or prior Project correspondence or documentation;
- .3 Preparing Change Orders and Construction Change Directives that require evaluation of Contractor's proposals and supporting data, or the preparation or revision of Instruments of Service;
- .4 Evaluating an extensive number of Claims as the Initial Decision Maker; or,
- .5 Evaluating substitutions proposed by the Owner or Contractor and making subsequent revisions to Instruments of Service resulting therefrom.

§ 3.2.3 The Architect shall provide Construction Phase Services exceeding the limits set forth below as Additional Services. When the limits below are reached, the Architect shall notify the Owner:

- .1 « » ( « » ) reviews of each Shop Drawing, Product Data item, sample and similar submittals of the Contractor
- .2 « » ( « » ) visits to the site by the Architect during construction
- .3 « » ( « » ) inspections for any portion of the Work to determine whether such portion of the Work is substantially complete in accordance with the requirements of the Contract Documents
- .4 « » ( « » ) inspections for any portion of the Work to determine final completion

§ 3.2.4 Except for services required under Section 2.6.6.5 and those services that do not exceed the limits set forth in Section 3.2.3, Construction Phase Services provided more than 60 days after (1) the date of Substantial Completion of the Work or (2) the initial date of Substantial Completion identified in the agreement between the Owner and Contractor, whichever is earlier, shall be compensated as Additional Services to the extent the Architect incurs additional cost in providing those Construction Phase Services.

§ 3.2.5 If the services covered by the Agreement have not been completed within « » ( « » ) months of the date of the Agreement, through no fault of the Architect, extension of the Architect's services beyond that time shall be compensated as Additional Services.

#### ARTICLE 4 OWNER'S RESPONSIBILITIES

§ 4.1 The Owner shall establish the Owner's budget for the Project, including (1) the budget for the Cost of the Work as defined in Section 5.1; (2) the Owner's other costs; and, (3) reasonable contingencies related to all of these costs. The Owner shall update the Owner's budget for the Project as necessary throughout the duration of the Project until final completion. If the Owner significantly increases or decreases the Owner's budget for the Cost of the Work, the Owner shall notify the Architect. The Owner and the Architect shall thereafter agree to a corresponding change in the Project's scope and quality.

§ 4.2 The Owner shall furnish surveys to describe physical characteristics, legal limitations and utility locations for the site of the Project, and a written legal description of the site. The surveys and legal information shall include, as applicable, grades and lines of streets, alleys, pavements and adjoining property and structures; designated wetlands; adjacent drainage; rights-of-way, restrictions, easements, encroachments, zoning, deed restrictions, boundaries and contours of the site; locations, dimensions, and other necessary data with respect to existing buildings, other improvements and trees; and information concerning available utility services and lines, both public and private,

above and below grade, including inverts and depths. All the information on the survey shall be referenced to a Project benchmark.

§ 4.3 The Owner shall furnish services of geotechnical engineers, which may include test borings, test pits, determinations of soil bearing values, percolation tests, evaluations of hazardous materials, seismic evaluation, ground corrosion tests and resistivity tests, including necessary operations for anticipating subsoil conditions, with written reports and appropriate recommendations.

§ 4.4 The Owner shall furnish tests, inspections and reports required by law or the Contract Documents, such as structural, mechanical, and chemical tests, tests for air and water pollution, and tests for hazardous materials.

§ 4.5 The Owner shall furnish all legal, insurance and accounting services, including auditing services, that may be reasonably necessary at any time for the Project to meet the Owner's needs and interests.

§ 4.6 The Owner shall provide the Supplemental Services designated as the Owner's responsibility in Section 3.1.1.

§ 4.7 If the Owner identified a Sustainable Objective in Article 1, the Owner shall fulfill its responsibilities as required in AIA Document E204™-2017, Sustainable Projects Exhibit, attached to the Agreement.

§ 4.8 The Owner shall include the Architect in all communications with the Contractor that relate to or affect the Architect's services or professional responsibilities. The Owner shall promptly notify the Architect of the substance of any direct communications between the Owner and the Contractor otherwise relating to the Project. Communications by and with the Architect's consultants shall be through the Architect.

§ 4.9 Before executing the Contract for Construction, the Owner shall coordinate the Architect's duties and responsibilities set forth in the Contract for Construction with the Architect's services set forth in the Agreement. The Owner shall provide the Architect a copy of the executed agreement between the Owner and Contractor, including the General Conditions of the Contract for Construction.

§ 4.10 The Owner shall provide the Architect access to the Project site prior to commencement of the Work and shall obligate the Contractor to provide the Architect access to the Work wherever it is in preparation or progress.

## ARTICLE 5 COST OF THE WORK

§ 5.1 For purposes of the Agreement, the Cost of the Work shall be the total cost to the Owner to construct all elements of the Project designed or specified by the Architect and shall include contractors' general conditions costs, overhead and profit. The Cost of the Work also includes the reasonable value of labor, materials, and equipment, donated to, or otherwise furnished by, the Owner. The Cost of the Work does not include the compensation of the Architect; the costs of the land, rights-of-way, financing, or contingencies for changes in the Work; or other costs that are the responsibility of the Owner.

§ 5.2 The Owner's budget for the Cost of the Work is provided in Initial Information, and shall be adjusted throughout the Project as required under Sections 4.1, 5.4 and 5.5. Evaluations of the Owner's budget for the Cost of the Work, and the preliminary estimate of the Cost of the Work and updated estimates of the Cost of the Work, prepared by the Architect, represent the Architect's judgment as a design professional. It is recognized, however, that neither the Architect nor the Owner has control over the cost of labor, materials, or equipment; the Contractor's methods of determining bid prices; or competitive bidding, market, or negotiating conditions. Accordingly, the Architect cannot and does not warrant or represent that bids or negotiated prices will not vary from the Owner's budget for the Cost of the Work, or from any estimate of the Cost of the Work, or evaluation, prepared or agreed to by the Architect.

§ 5.3 In preparing estimates of the Cost of Work, the Architect shall be permitted to include contingencies for design, bidding, and price escalation; to determine what materials, equipment, component systems, and types of construction are to be included in the Contract Documents; to recommend reasonable adjustments in the program and scope of the Project; and to include design alternates as may be necessary to adjust the estimated Cost of the Work to meet the Owner's budget. The Architect's estimate of the Cost of the Work shall be based on current area, volume or similar conceptual estimating techniques. If the Owner requires a detailed estimate of the Cost of the Work, the Architect shall provide such an estimate, if identified as the Architect's responsibility in Section 3.1.1, as a Supplemental Service.

§ 5.4 If, through no fault of the Architect, the Procurement Phase has not commenced within 90 days after the Architect submits the Construction Documents to the Owner, the Owner's budget for the Cost of the Work shall be adjusted to reflect changes in the general level of prices in the applicable construction market.

§ 5.5 If at any time the Architect's estimate of the Cost of the Work exceeds the Owner's budget for the Cost of the Work, the Architect shall make appropriate recommendations to the Owner to adjust the Project's size, quality, or budget for the Cost of the Work, and the Owner shall cooperate with the Architect in making such adjustments.

§ 5.6 If the Owner's budget for the Cost of the Work at the conclusion of the Construction Documents Phase Services is exceeded by the lowest bona fide bid or negotiated proposal, the Owner shall

- .1 give written approval of an increase in the budget for the Cost of the Work;
- .2 authorize rebidding or renegotiating of the Project within a reasonable time;
- .3 terminate in accordance with Section 5.5 of AIA Document B102™-2017;
- .4 in consultation with the Architect, revise the Project program, scope, or quality as required to reduce the Cost of the Work; or,
- .5 implement any other mutually acceptable alternative.

§ 5.7 If the Owner chooses to proceed under Section 5.6.4, the Architect shall modify the Construction Documents as necessary to comply with the Owner's budget for the Cost of the Work at the conclusion of the Construction Documents Phase Services, or the budget as adjusted under Section 5.6.1. If the Owner requires the Architect to modify the Construction Documents because the lowest bona fide bid or negotiated proposal exceeds the Owner's budget for the Cost of the Work due to market conditions the Architect could not reasonably anticipate, the Owner shall compensate the Architect for the modifications as an Additional Service pursuant to Section 6.3; otherwise the Architect's services for modifying the Construction Documents shall be without additional compensation. In any event, the Architect's modification of the Construction Documents shall be the limit of the Architect's responsibility under this Article 5.

## ARTICLE 6 COMPENSATION

§ 6.1 If not otherwise specifically addressed in the Agreement, the Owner shall compensate the Architect for the Architect's Basic Services as follows:

- .1 Stipulated Sum  
(Insert amount)

« »

- .2 Percentage Basis  
(Insert percentage value)

« » ( « » ) % of the Owner's budget for the Cost of the Work, as calculated in accordance with Section 6.6.

- .3 Other  
(Describe the method of compensation)

« »

§ 6.2 For the Architect's Supplemental Services designated in Section 3.1.1 and for any Sustainability Services required pursuant to Section 3.1.3, the Owner shall compensate the Architect as follows:  
(Insert amount of, or basis for, compensation. If necessary, list specific services to which particular methods of compensation apply.)

« »

§ 6.3 For Additional Services that may arise during the course of the Project, including those under Section 3.2, the Owner shall compensate the Architect as follows:  
(Insert amount of, or basis for, compensation.)

<< >>

§ 6.4 Compensation for Supplemental and Additional Services of the Architect’s consultants when not included in Section 6.2 or 6.3, shall be the amount invoiced to the Architect plus <> percent (<> %), or as follows:  
(Insert amount of, or basis for computing, Architect’s consultants’ compensation for Supplemental or Additional Services.)

<< >>

§ 6.5 When compensation for Basic Services is based on a stipulated sum or a percentage basis, the proportion of compensation for each phase of services shall be as follows:

Schematic Design Phase	<>	percent (	<>	%)
Design Development Phase	<>	percent (	<>	%)
Construction Documents Phase	<>	percent (	<>	%)
Procurement Phase	<>	percent (	<>	%)
Construction Phase	<>	percent (	<>	%)
<b>Total Basic Compensation</b>	<b>one hundred</b>	<b>percent (</b>	<b>100</b>	<b>%)</b>

§ 6.6 When compensation identified in Section 6.1 is on a percentage basis, progress payments for each phase of Basic Services shall be calculated by multiplying the percentages identified in this Article by the Owner’s most recent budget for the Cost of the Work. Compensation paid in previous progress payments shall not be adjusted based on subsequent updates to the Owner’s budget for the Cost of the Work.

§ 6.6.1 When compensation is on a percentage basis and any portions of the Project are deleted or otherwise not constructed, compensation for those portions of the Project shall be payable to the extent services are performed on those portions. The Architect shall be entitled to compensation in accordance with the Agreement for all services performed whether or not the Construction Phase is commenced.

§ 6.7 The hourly billing rates for services of the Architect and the Architect’s consultants are set forth below. The rates shall be adjusted in accordance with the Architect’s and Architect’s consultants’ normal review practices.  
(If applicable, attach an exhibit of hourly billing rates or insert them below.)

<< >>

Employee or Category	Rate (\$0.00)

**§ 6.8 INITIAL PAYMENT TO THE ARCHITECT FOR SUSTAINABILITY CERTIFICATION**

If a Sustainability Certification is part of the Sustainable Objective, an initial payment to the Architect of <> (\$ <> ) shall be made upon execution of the Agreement for registration fees and other fees payable to the Certifying Authority and necessary to achieve the Sustainability Certification. The Architect’s payments to the Certifying Authority shall be credited to the Owner’s account at the time the expense is incurred.

**ARTICLE 7 ATTACHMENTS AND EXHIBITS**

The following attachments and exhibits, if any, are incorporated herein by reference:  
(List other documents, if any, including any exhibits relied on in Section 3.1.)

<< >>

DRAFT AIA® Document B253™ - 2019

Standard Form of Architect's Services: Furniture, Furnishings, and Equipment (FF&E) Design Services

for the following PROJECT:
(Name and location or address)

Redacted project information with left and right arrow symbols.

THE OWNER:
(Name, legal status, and address)

Redacted owner information with left and right arrow symbols.

THE ARCHITECT:
(Name, legal status, and address)

Redacted architect information with left and right arrow symbols.

THE AGREEMENT

This Standard Form of Architect's Services is part of the accompanying Owner-Architect Agreement (hereinafter, together referred to as the Agreement) dated the day of in the year.
(In words, indicate day, month, and year.)

TABLE OF ARTICLES

- 1 INITIAL INFORMATION
2 ARCHITECT'S RESPONSIBILITIES
3 PROGRAMMING SERVICES
4 SCOPE OF ARCHITECT'S BASIC SERVICES
5 SUPPLEMENTAL AND ADDITIONAL SERVICES
6 OWNER'S RESPONSIBILITIES
7 COST OF THE WORK
8 COMPENSATION
9 ATTACHMENTS AND EXHIBITS

ARTICLE 1 INITIAL INFORMATION

§ 1.1 Definitions

§ 1.1.1 The term "furniture, furnishings, and equipment" is expressed as FF&E throughout this Agreement.

ADDITIONS AND DELETIONS:
The author of this document has added information needed for its completion. The author may also have revised the text of the original AIA standard form. An Additions and Deletions Report that notes added information as well as revisions to the standard form text is available from the author and should be reviewed.

This document has important legal consequences. Consultation with an attorney is encouraged with respect to its completion or modification.

This document provides the Architect's scope of services only and must be used with an owner-architect agreement. It may be used with AIA Document B102™-2017, Standard Form of Agreement Between Owner and Architect without a Predefined Scope of Architect's Services, to provide the Architect's sole scope of services, or with B102 in conjunction with other standard form services documents. It may also be used with AIA Document G802™-2017, Amendment to the Professional Services Agreement, to create a modification to any owner-architect agreement.

ELECTRONIC COPYING of any portion of this AIA® Document to another electronic file is prohibited and constitutes a violation of copyright laws as set forth in the footer of this document.

§ 1.1.2 If multiple vendors are used on the Project, the term “Vendor” as referred to throughout this Agreement will be as if plural in number.

§ 1.2 This Agreement is based on the Initial Information set forth below:

*(State below details of the Project premises; Owner’s contractors and consultants; Architect’s consultants; Owner’s budget for the Cost of the Work for FF&E; Owner’s anticipated milestone dates for design, construction, and FF&E installation; Owner’s Sustainable Objectives; lease requirements or restrictions; the Owner’s intended procurement and delivery methods; and other information relevant to the Project.)*

« »

§ 1.3 The Owner and Architect may rely on the Initial Information. Both parties, however, recognize that such information may materially change and, in that event, the Owner and the Architect shall appropriately adjust the schedule, the Architect’s services, and the Architect’s compensation. The Owner shall adjust the Owner’s budget for the Cost of the Work for FF&E and the Owner’s anticipated design, construction, and FF&E installation milestones, as necessary, to accommodate material changes in the Initial Information.

§ 1.4 The parties shall agree upon protocols governing the transmission and use of Instruments of Service or any other information or documentation in digital form. The parties will use AIA Document E203™–2013, Building Information Modeling and Digital Data Exhibit, to establish the protocols for the development, use, transmission, and exchange of digital data.

§ 1.4.1 Any use of, or reliance on, all or a portion of a building information model without agreement to protocols governing the use of, and reliance on, the information contained in the model and without having those protocols set forth in AIA Document E203™–2013, Building Information Modeling and Digital Data Exhibit, and the requisite AIA Document G202™–2013, Project Building Information Modeling Protocol Form, shall be at the using or relying party’s sole risk and without liability to the other party and its contractors, consultants, or vendors, the authors of, or contributors to, the building information model, and each of their agents and employees.

## ARTICLE 2 ARCHITECT’S RESPONSIBILITIES

§ 2.1 If the Owner and Architect agree that the Architect will purchase FF&E on behalf of the Owner with funds provided by the Owner, the duties and compensation related to such services shall be set forth in B254-2019, Standard Form of Architect’s Services: Purchasing Agent Services for Furniture, Furnishings, and Equipment (FF&E). Otherwise, the Architect shall have no obligation to purchase FF&E on behalf of the Owner for the Project.

§ 2.2 Except with the Owner’s knowledge and consent, the Architect shall not engage in any activity or accept any employment, interest, or contribution that would reasonably appear to compromise the Architect’s professional judgment with respect to the Project.

§ 2.3 The Architect shall disclose to the Owner in writing any financial or other interest it has or may have, or any other benefit it might receive, related to the selection or purchase of FF&E for the Project. The Architect shall make the disclosure and get the Owner’s written approval before including such FF&E in the FF&E Documents.

## ARTICLE 3 PROGRAMMING SERVICES

§ 3.1 The Architect shall consult with the Owner regarding the Owner’s scope, intent, goals, and objectives for the FF&E for the Project.

§ 3.2 The Architect shall review the Owner’s budget for the Cost of the Work for FF&E and the Project schedule, if provided in Article 1, or assist the Owner in the preparation of such items.

§ 3.3 The Architect shall gather and evaluate information about the Project by, as applicable, (1) compiling and reviewing existing Project-related documentation provided by the Owner; (2) interviewing Owner-designated individuals; (3) visiting the Owner’s relevant existing facilities or properties; and (4) identifying and evaluating constraints and opportunities that will have an impact on the FF&E for the Project.

§ 3.4 The Architect shall develop design and performance criteria for the FF&E for the Project based on information gathered and the Owner’s goals and objectives.



§ 3.5 The Architect shall recommend Project standards that relate to FF&E, or incorporate Owner standards, such as area allowances, space allocation, space adjacency requirements, and communication and technology.

§ 3.6 The Architect shall establish or confirm general and specific space quality objectives that relate to the FF&E for the Project related to such elements as aesthetics, ergonomics, lighting levels, and environmental considerations.

§ 3.7 The Architect shall determine or confirm specific space requirements that relate to the FF&E for the Project by identifying required spaces and their functions and characteristics; establishing sizes and relationships of such spaces; and establishing space efficiency factors.

§ 3.8 The Architect shall prepare a written program, including a summary of observations and recommendations, for the Owner's review and approval.

§ 3.9 The Architect shall consult with the Owner regarding the program's feasibility with respect to the Owner's budget for the Cost of the Work for FF&E and the Project schedule.

#### ARTICLE 4 SCOPE OF ARCHITECT'S BASIC SERVICES

§ 4.1 The Architect's Basic Services consist of those described in this Article 4. Services not included in Article 3 or Article 4 are Supplemental or Additional Services.

§ 4.1.1 The Architect shall coordinate its services with those services provided by the Owner and the Owner's consultants. The Architect shall be entitled to rely on (1) the accuracy and completeness of the services and information furnished by the Owner and (2) the Owner's approvals. The Architect shall provide prompt written notice to the Owner if the Architect becomes aware of any error, omission, or inconsistency in such services or information.

§ 4.1.2 As soon as practicable after the date of this Agreement, the Architect shall submit for the Owner's approval a schedule for the performance of the Architect's FF&E services. Once approved by the Owner, time limits established by the schedule shall not, except for reasonable cause, be exceeded by the Architect or Owner. With the Owner's approval, the Architect shall adjust the schedule, if necessary, as the Project proceeds until the commencement of the FF&E Work.

§ 4.1.3 The Architect shall assist the Owner in connection with the Owner's responsibility for filing documents required for the approval of governmental authorities having jurisdiction over the Project.

#### § 4.2 Schematic Design Phase Services

§ 4.2.1 The Architect shall review information furnished by the Owner, and shall review laws, codes, and regulations applicable to the Architect's services.

§ 4.2.2 The Architect shall discuss with the Owner alternative approaches to design and selection of FF&E, and options for procuring FF&E.

§ 4.2.3 Based on the Owner's approval of the program, the Architect shall prepare Schematic Design Documents for the Owner's approval. The Schematic Design Documents shall consist of preliminary furniture layouts, and may include preliminary options for FF&E.

§ 4.2.4 The Architect shall consider sustainable design alternatives, such as material choices, together with other considerations based on program and aesthetics, in developing a design that is consistent with the program, Owner's schedule, and the Owner's budget for the Cost of the Work for FF&E. The Owner may obtain more advanced sustainable design services as a Supplemental Service under Section 5.1.

§ 4.2.5 The Architect shall consider the value of alternative materials together with other considerations based on program and aesthetics, in developing a design for the FF&E for the Project that is consistent with the program, Owner's schedule, and the Owner's budget for the Cost of the Work for FF&E.

§ 4.2.6 The Architect shall submit to the Owner an estimate of the Cost of the Work for FF&E prepared in accordance with Article 7.

§ 4.2.7 The Architect shall submit the Schematic Design Documents to the Owner and request the Owner's approval.

### § 4.3 Design Development Phase Services

§ 4.3.1 Based on the Owner's approval of the Schematic Design Documents, and on the Owner's authorization of any adjustments in the Project requirements and the budget for the Cost of the Work for FF&E, the Architect shall prepare Design Development Documents for the Owner's approval. The Design Development Documents shall illustrate and describe the development of the approved Schematic Design Documents. The Design Development Documents shall include FF&E selections and specially designed FF&E items or elements, and may include product data and illustrations to indicate finished appearance and functional operation of FF&E.

§ 4.3.2 The Architect shall update the estimate the Cost of the Work for FF&E prepared in accordance with Article 7.

§ 4.3.3 The Architect shall submit the Design Development Documents to the Owner, advise the Owner of any adjustments to the estimate, and request the Owner's approval.

### § 4.4 FF&E Documents Phase Services

§ 4.4.1 Based on the Owner's approval of the Design Development Documents, the Architect shall prepare for the Owner's approval FF&E Documents consisting of drawings and specifications setting forth in detail the FF&E Work for the Project, including requirements for location, procurement, fabrication, shipment, delivery, and installation of the FF&E. The Owner and Architect acknowledge that in order to perform the Work the Vendor will provide additional information, including shop drawings, product data, samples, and other similar submittals, which the Architect shall review in accordance with Section 4.6.3.

§ 4.4.2 The Architect shall incorporate the design requirements of governmental authorities having jurisdiction over the Project into the FF&E Documents.

§ 4.4.3 The Architect shall submit the FF&E Documents to the Owner, update the estimate for the Cost of the Work for FF&E, and advise the Owner of any adjustments to such estimate, take any action required under Section 7.6, and request the Owner's approval.

### § 4.5 FF&E Procurement Phase Services

§ 4.5.1 Following the Owner's approval of the FF&E Documents, the Architect shall assist the Owner in establishing a list of prospective vendors for FF&E.

§ 4.5.2 The Architect shall assist the Owner in obtaining quotations for FF&E. Quotation Documents shall consist of quotation requirements and the proposed Contract Documents.

§ 4.5.3 The Architect shall prepare written responses to questions from prospective vendors and provide written clarifications and interpretations of the Quotation Documents in the form of addenda.

§ 4.5.4 The Architect shall assist the Owner in reviewing quotations. The Architect shall assist the Owner in awarding contracts for vendors.

### § 4.6 FF&E Contract Administration Phase Services

§ 4.6.1 The Architect shall provide administration of the Contract for FF&E as set forth below and in AIA Document A151™-2019, Standard Form of Agreement between Owner and Vendor for Furniture, Furnishings, and Equipment. If the Owner and Vendor modify AIA Document A151-2019, those modifications shall not affect the Architect's services under this Agreement unless the Owner and the Architect amend this Agreement.

§ 4.6.2 The Architect shall assist the Owner in coordinating schedules for fabrication, delivery, and installation of the Work, but shall not be responsible for any failure of the Vendor to meet schedules for completion or to perform its duties and responsibilities in conformance with such schedules.

§ 4.6.3 The Architect shall review and approve, or take other appropriate action upon, the Vendor's submittals such as shop drawings, product data, and samples, but only for the limited purpose of checking for conformance with information given and the design concept expressed in the FF&E Documents.

§ 4.6.4 The Architect shall visit the Project premises at intervals appropriate to the stage of the Vendor's installation, or as otherwise required in Section 5.2.2, to become generally familiar with, and to keep the Owner informed about, the



progress and quality of the portion of the FF&E Work completed, and to determine, in general, if the Work observed is being performed in a manner indicating that the Work, when fully completed, will be in accordance with the FF&E Documents. The Architect shall not have control over, charge of, or responsibility for the means, methods, techniques, sequences, or procedures of fabrication, shipment, delivery, or installation, or for the safety precautions and programs in connection with the Work.

§ 4.6.5 The Architect shall conduct a preliminary inspection of FF&E within seven days after its delivery to the Project premises for the purpose of verifying the delivery and quantities. The Architect shall report defects, deficiencies, or nonconformity observed during the preliminary inspection to the Owner and Vendor.

§ 4.6.6 Within a reasonable amount of time after the Vendor notifies the Architect that the Work, or a designated portion of the Work, is complete the Architect shall inspect such Work and provide the Owner with its written recommendation about whether the Work, or a portion thereof, should be accepted or rejected.

§ 4.6.7 The Architect's responsibilities under Section 4.6.5 and Section 4.6.6 are limited to identifying defects, deficiencies, or nonconformities the Architect actually observes, or reasonably should have observed, during its inspections. The Architect is not required to make exhaustive or continuous inspections to fulfill its responsibilities under Section 4.6.5 and Section 4.6.6 and has no responsibility to discover latent defects.

§ 4.6.8 If the Architect is required to inspect FF&E at a location other than the Project premises, such services shall be performed as Additional Services for the compensation set forth in Section 8.4.

## ARTICLE 5 SUPPLEMENTAL AND ADDITIONAL SERVICES

§ 5.1 Supplemental Services are not included in Programming Services or Basic Services but may be required for the Project. The Architect shall provide the Supplemental Services indicated below, and the Owner shall compensate the Architect as provided in Section 8.3. Supplemental Services may include structural engineering; mechanical engineering; electrical engineering; lighting consulting; audio visual consulting; acoustic consulting; food service equipment consulting; telecommunications/data consulting; security consulting; landscape design; graphics and signage design; branding and identity standards; art selection or procurement; commissioning; measured drawings of existing conditions; coordination of separate contractors or independent consultants; planning for inventory, removal, relocation, or reuse of existing FF&E; test fits; tenant related services; preparation of record drawings; sustainable project services; existing FF&E inventory and appraisals; and any other services not otherwise included in this Agreement.

*(Identify below the Supplemental Services that the Architect is required to provide and insert a description of each Supplemental Service, if not further described in an exhibit attached to this document.)*

« »

§ 5.2 The Architect may provide Additional Services after execution of this Agreement without invalidating the Agreement. Upon recognizing the need to perform Additional Services, the Architect shall notify the Owner. The Architect shall not provide the Additional Services until the Architect receives the Owner's written authorization. Except for services required due to the fault of the Architect, any Additional Services provided in accordance with this Section 5.2 shall entitle the Architect to compensation pursuant to Section 8.4.

§ 5.2.1 The Architect shall provide as Additional Services those services necessitated by (1) a change in the Initial Information; (2) changes in previous instructions or approvals given by the Owner; (3) a material change in the Project including size, quality, complexity, the Owner's schedule or budget, or procurement or delivery method; (4) inspections of FF&E located off-site; and (5) inspections at the Project premises of FF&E that was previously rejected, when the number of visits identified in Section 5.2.2 is exceeded.

§ 5.2.2 The Architect has included in Basic Services « » ( « » ) visits to the Project premises by the Architect during the FF&E Contract Administration Phase Services. The Architect shall conduct visits in excess of that amount as an Additional Service.

§ 5.2.3 The Architect shall, as an Additional Service, provide services made necessary by a Vendor's proposed change in the Work. The Architect shall prepare revisions to the Architect's Instruments of Service necessitated by Modifications to the Contract for FF&E as an Additional Service.

§ 5.2.4 If the services covered by this Agreement have not been completed within « » ( « » ) months of the date of this Agreement, through no fault of the Architect, extension of the Architect's services beyond that time shall be compensated as Additional Services.

## ARTICLE 6 OWNER'S RESPONSIBILITIES

§ 6.1 Unless otherwise provided for under this Agreement, the Owner shall provide information in a timely manner regarding requirements for and limitations on the Project.

§ 6.2 The Owner shall establish the Owner's budget for the Project, including (1) the budget for the Cost of the Work for FF&E as defined in Article 7, (2) the Owner's other costs, and (3) reasonable contingencies related to all of these costs. The Owner shall update the Owner's budget for the Project as necessary throughout the duration of the Project until acceptance of the FF&E Work. If the Owner significantly increases or decreases the Owner's budget for the Cost of the Work for FF&E, the Owner shall notify the Architect. The Owner and the Architect shall thereafter agree to a corresponding change in the Project's scope and quality.

§ 6.3 The Owner shall furnish the services of consultants in addition to those identified as the Owner's responsibility in Section 1.2 when the Architect requests such services and demonstrates that they are reasonably required by the scope of the Project.

§ 6.4 The Owner shall coordinate the services of its own consultants with those services provided by the Architect. Upon the Architect's request, the Owner shall furnish copies of the scope of services in the contracts between the Owner and the Owner's consultants. The Owner shall require that its consultants and contractors maintain insurance, including professional liability insurance, as appropriate to the services or work provided.

§ 6.5 The Owner shall furnish tests, inspections, and reports required by law or the Contract Documents.

§ 6.6 The Owner shall furnish all legal, insurance, and accounting services, including auditing services, that may be reasonably necessary at any time for the Project to meet the Owner's needs and interests.

§ 6.7 The Owner shall provide prompt written notice to the Architect if the Owner becomes aware of any fault or defect in the Project, including errors, omissions, or inconsistencies in the Architect's Instruments of Service.

§ 6.8 The Owner shall endeavor to communicate with the Vendor through the Architect about matters arising out of or relating to the Contract Documents.

§ 6.9 Before executing any Contract for FF&E, the Owner shall coordinate the Architect's duties and responsibilities set forth in such Contract for FF&E with the Architect's services set forth in this Agreement. The Owner shall provide the Architect a copy of the executed agreement between the Owner and Vendor.

§ 6.10 The Owner shall provide the Architect access to the Project premises prior to commencement of the Work and shall obligate the Owner's contractors and the Vendor to provide the Architect access to the Work wherever it is in preparation or progress.

§ 6.11 Within 15 days after receipt of a written request from the Architect, the Owner shall furnish the requested information as necessary and relevant for the Architect to evaluate, give notice of, or enforce lien rights.

## ARTICLE 7 COST OF THE WORK

§ 7.1 For purposes of this Agreement, the Cost of the Work for FF&E is the total cost to the Owner to purchase, fabricate, ship, store, deliver, and install all FF&E elements of the Project designed or specified by the Architect. The Cost of the Work for FF&E also includes the reasonable value of FF&E donated to, or otherwise furnished by, the Owner. The Cost of the Work for FF&E does not include compensation of the Architect; the costs of leasing, financing, or contingencies for changes in the FF&E Work; or other costs that are the responsibility of the Owner.

§ 7.2 The Owner's budget for the Cost of the Work for FF&E is provided in Initial Information or will be developed during the Programming Phase Services and shall be adjusted throughout the Project as required in Article 6 and this Article 7. Evaluations of the Owner's budget, the preliminary estimates, and updated estimates prepared by the Architect, represent the Architect's judgment as a design professional. It is recognized, however, that neither the Architect nor the Owner has control over the cost of labor, materials, or FF&E; the Vendor's methods of determining

quote prices; or competitive bidding, market, or negotiating conditions. Accordingly, the Architect cannot and does not warrant or represent that quotes or negotiated prices will not vary from the Owner's budget, or from any estimates, or evaluations, prepared or agreed to by the Architect.

§ 7.3 In preparing estimates of the Cost of the Work for FF&E, the Architect shall be permitted to include contingencies for design, bidding, and price escalation; to recommend reasonable adjustments in the program and scope of the Project; and to include design alternates as may be necessary to adjust the estimates to meet the Owner's budget.

§ 7.4 If, through no fault of the Architect, procurement activities have not commenced within 90 days after the Architect submits the FF&E Documents to the Owner the Owner's budget for the Cost of the Work for FF&E shall be adjusted to reflect changes in the general level of prices in the FF&E market.

§ 7.5 If at any time the Architect's estimate of the Cost of the Work for FF&E exceeds the Owner's budget for the Cost of the Work for FF&E, the Architect shall make appropriate recommendations to the Owner to adjust the Project's size or budget, or to adjust the quality or quantity of FF&E items and the Owner shall cooperate with the Architect in making such adjustments.

§ 7.6 If the Owner's current budget for the Cost of the Work for FF&E at the conclusion of the FF&E Documents Phase Services is exceeded by the lowest bona fide quotation, the Owner shall

- .1 give written approval of an increase in the budget for the Cost of the Work for FF&E;
- .2 authorize rebidding or renegotiating of the FF&E Work within a reasonable time;
- .3 terminate in accordance with the Agreement;
- .4 in consultation with the Architect, revise the Project program, scope, or quality as required to reduce the Cost of the Work for FF&E; or
- .5 implement any other mutually acceptable alternative.

§ 7.7 If the Owner chooses to proceed under Section 7.6.4, the Architect shall modify the FF&E Documents as necessary to comply with the Owner's budget for the Cost of the Work for FF&E at the conclusion of the FF&E Documents Phase Services, or the budget as adjusted under Section 7.6.1. If the Owner requires the Architect to modify the FF&E Documents because the lowest bona fide quotation or negotiated proposal exceeds the Owner's budget for the Cost of the Work for FF&E due to market conditions the Architect could not reasonably anticipate, the Owner shall compensate the Architect for the modifications as an Additional Service pursuant to Section 8.4; otherwise the Architect's services shall be without additional compensation. In any event, the Architect's modification of the FF&E Documents shall be the limit of the Architect's responsibility under this Section 7.7.

## ARTICLE 8 COMPENSATION

§ 8.1 For the Architect's Programming Services described under Article 3, the Owner shall compensate the Architect as follows:

*(Insert amount of, or basis for, compensation.)*

<< >>

§ 8.2 For the Architect's Basic Services described under Article 4, the Owner shall compensate the Architect as follows:

*(Insert amount of, or basis for, compensation.)*

<< >>

§ 8.3 For Supplemental Services identified in Section 5.1, the Owner shall compensate the Architect as follows:

*(Insert amount of, or basis for, compensation. If necessary, list specific services to which particular methods of compensation apply.)*

<< >>

§ 8.4 For Additional Services that may arise during the course of the Project, including those under Section 5.2, the Owner shall compensate the Architect as follows:

*(Insert amount of, or basis for, compensation.)*

<< >>

§ 8.5 Compensation for Supplemental and Additional Services of the Architect's consultants when not included in Section 8.3 or 8.4, shall be the amount invoiced to the Architect plus <> percent (<> %), or as follows:

<>

§ 8.6 Where compensation identified in Section 8.2 is based on a stipulated sum or percentage of the Cost of the Work for FF&E, the compensation for each phase of services shall be as follows:

Schematic Design Phase	<>	percent (	<>	%)
Design Development Phase	<>	percent (	<>	%)
FF&E Documents Phase	<>	percent (	<>	%)
FF&E Procurement Phase	<>	percent (	<>	%)
FF&E Contract Administration Phase	<>	percent (	<>	%)
<b>Total Compensation</b>	<b>one hundred</b>	<b>percent (</b>	<b>100</b>	<b>%)</b>

§ 8.7 When compensation identified in Section 8.2 is on a percentage basis, progress payments for each phase of services shall be calculated by multiplying the percentages identified in Section 8.6 by the Owner's most recent budget for the Cost of the Work for FF&E. Compensation paid in previous progress payments shall not be adjusted based on subsequent updates to the Owner's budget for the Cost of the Work for FF&E.

§ 8.8 When compensation is on a percentage basis and any portions of the Project are deleted or otherwise not constructed, compensation for those portions of the Project shall be payable to the extent services are performed on those portions. The Architect shall be entitled to compensation in accordance with this Agreement for all services performed whether or not FF&E Contract Administration Phase has commenced.

§ 8.9 The hourly billing rates for services of the Architect and the Architect's consultants, if any, are set forth below. The rates shall be adjusted in accordance with the Architect's and Architect's consultants' normal review practices. (If applicable, attach an exhibit of hourly billing rates or insert them below.)

<>

Employee or Category	Rate (\$0.00)

## ARTICLE 9 ATTACHMENTS AND EXHIBITS

The following attachments and exhibits, if any, are incorporated herein by reference:  
(List other documents, if any.)

<>

# REPAIR & RENOVATION OF COURTHOUSE FACILITIES

CONCEPT DESIGN PACKAGE



July 10, 2020



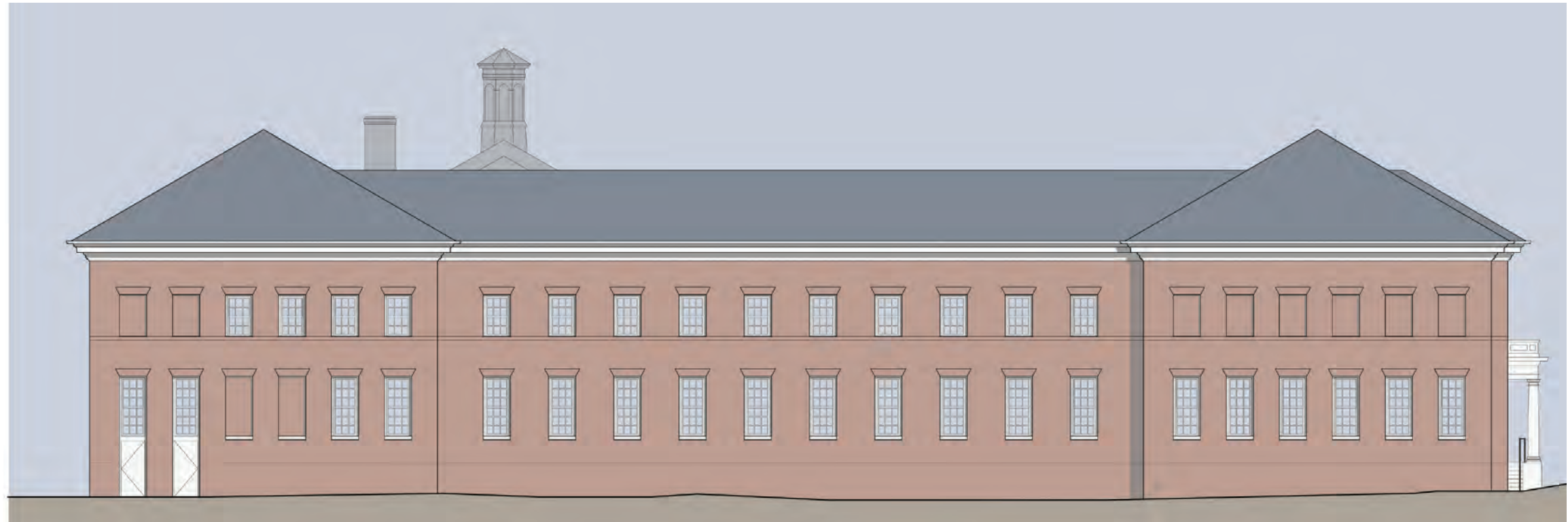








EAST ELEVATION



WEST ELEVATION





NORTH ELEVATION



SOUTH ELEVATION



---

The following items are derived from comments made by the building users and project consultants, and will be addressed in future project phases:

**1. Screening and protections for the secure parking area**

The area will be accessed through a secured gate. Options will be explored for providing the necessary visual screening from adjacent properties. Sightlines and fencing extents will be studied.

**2. Verification of the requirement for two exterior doors at the Judges' secure entry**

Users prefer reduction to one exterior door if permitted by code.

**3. Verification that after-hours access will be provided at the staff entry**

We will provide access without crossing the public circulation route.

**4. Detailing of sound separation**

In addition to the use of sound vestibules to prevent noise disruption in sensitive spaces, sound separation will be provided between the Jury Deliberation Rooms and Witness Rooms; the Witness Rooms and Courtroom; and the Courtroom and Holding area. Requirements for sound separation between other public and non-public spaces will also be considered.

**5. Verification that card access can be provided inside the staff stair at the second-floor landing to restrict back-of-house movement between floors and into the staff corridor**

Card access will be incorporated pending approval by the code official that stair re-entry will not be required.

**6. Consideration of the need for an additional Judge's Chambers to accommodate an elected judge's home office**

**7. Provision of accessibility to the judges' benches**

Accessibility will be provided via hydraulic lift or ramp.

**8. Encroachment into the regulatory floodplain**

The building footprint will be studied to avoid encroachment into the regulatory floodplain, if possible.

# EXECUTIVE SUMMARY

## Southampton Courthouse Renovation

Conceptual Estimate  
Concept Design

### Project Information

Client	<b>Southampton General District Court</b>
Project	Southampton Courthouse Renovation Courtland, VA 23837 Conceptual Estimate Concept Design
Architect	Glave & Holmes
Estimator	
Estimate Id	
Project Duration	12 MO
Date	June 17, 2020
Building Type	



Construction Area 37,000

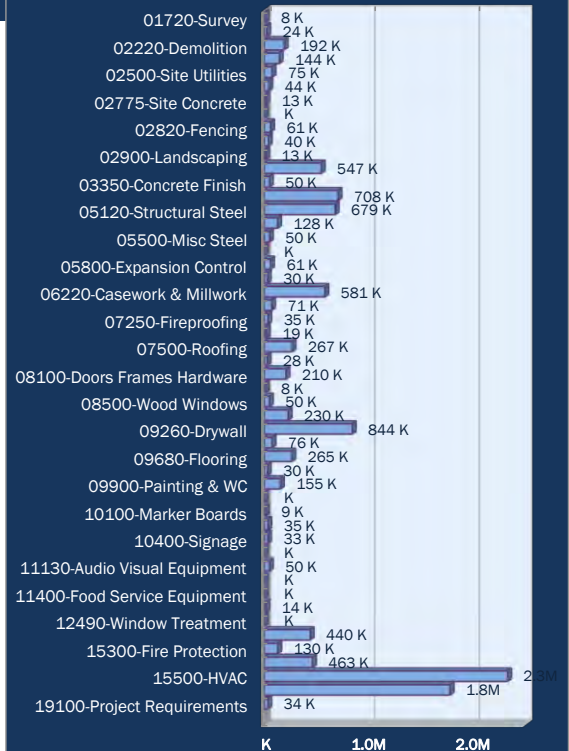
### Project Costs Summary

<b>PROJECTED CONSTRUCTION COSTS</b>	<b>\$429.98 /</b>	<b>\$15,909,381</b>
<b>TOTAL</b>	<b>\$429.98 /</b>	<b>\$15,909,381</b>

#### BID PACKAGE SUBTOTAL

Preconstruction	0.00%
General Conditions	5.99%
General Requirements	1.42%
SDI Insurance	1.20%
GC Insurance: Traditional	1.45%
Fee	4.00%
Estimate/ Design Development Contingency	15.00%
Construction Contingency	8.00%
Escalation Contingency	2.50%
Gross Receipts Tax	0.13%

### SYSTEMS SUMMARY



# SYSTEMS SUMMARY

Southampton Courthouse Renovation  
Courtland, VA 23837

Southampton Courthouse Renovation  
Conceptual Estimate  
Concept Design

Estimate No.:  
Date: June 17, 2020  
Construction Area: 37,000

Code	Description	Cost /	Total
1720	01720-Survey	\$0.20	\$7,500
1742	01742-Final Cleaning	\$0.65	\$24,050
2220	02220-Demolition	\$5.19	\$192,000
2300	02300-Earthwork	\$3.89	\$144,045
2500	02500-Site Utilities	\$2.03	\$75,000
2730	02730-AC Paving	\$1.20	\$44,368
2775	02775-Site Concrete	\$0.35	\$12,800
2780	02780-Unit Pavers	\$0.00	\$0
2820	02820-Fencing	\$1.66	\$61,250
2870	02870-Site Furnishings	\$1.08	\$40,000
2900	02900-Landscaping	\$0.34	\$12,500
3300	03300-Concrete	\$14.80	\$547,424
3350	03350-Concrete Finish	\$1.35	\$50,000
4000	04000-Masonry	\$19.13	\$707,750
5120	05120-Structural Steel	\$18.35	\$678,900
5400	05400-Exterior Metal Studs	\$3.47	\$128,280
5500	05500-Misc Steel	\$1.35	\$50,000
5700	05700-Ornamental Steel	\$0.00	\$0
5800	05800-Expansion Control	\$1.66	\$61,250
6100	06100-Rough Carpentry	\$0.81	\$30,000
6220	06220-Casework & Millwork	\$15.71	\$581,200
7100	07100-Waterproofing	\$1.91	\$70,750
7250	07250-Fireproofing	\$0.95	\$35,000
7410	07410-Metal Panels	\$0.52	\$19,200
7500	07500-Roofing	\$7.22	\$267,296
7920	07920-Sealants	\$0.75	\$27,750
8100	08100-Doors Frames Hardware	\$5.66	\$209,500
8300	08300-Special Doors	\$0.20	\$7,500
8500	08500-Wood Windows	\$1.35	\$50,000
8800	08800-Glass & Glazing	\$6.21	\$229,740
9260	09260-Drywall	\$22.81	\$843,873
9300	09300-Tile	\$2.05	\$75,692
9680	09680-Flooring	\$7.16	\$264,989
9840	09840-Acoustical Treatment	\$0.81	\$30,000
9900	09900-Painting & WC	\$4.20	\$155,403
10000	10000-Specialties	\$0.00	\$0
10100	10100-Marker Boards	\$0.23	\$8,500
10150	10150-Partitions & Accessories	\$0.96	\$35,350
10400	10400-Signage	\$0.88	\$32,500
10650	10650-Operable Partitions	\$0.00	\$0
11130	11130-Audio Visual Equipment	\$1.35	\$50,000
11160	11160-Loading Dock Equipment	\$0.00	\$0
11400	11400-Food Service Equipment	\$0.00	\$0
11450	11450-Appliances	\$0.39	\$14,450
12490	12490-Window Treatment	\$0.00	\$0
14200	14200-Elevators	\$11.89	\$440,000
15300	15300-Fire Protection	\$3.50	\$129,500
15400	15400-Plumbing	\$12.50	\$462,500
15500	15500-HVAC	\$63.00	\$2,331,000
16000	16000-Electrical	\$48.16	\$1,781,750



# SYSTEMS SUMMARY

Southampton Courthouse Renovation  
Courtland, VA 23837

Southampton Courthouse Renovation  
Conceptual Estimate  
Concept Design

Estimate No.:  
Date: June 17, 2020  
Construction Area: 37,000

Code	Description	Cost /	Total
19100	19100-Project Requirements	\$0.91	\$33,800
<b>TOTAL</b>		<b>\$298.77</b>	<b>\$ 11,054,359</b>
	Preconstruction	0.00%	\$0
	General Conditions	5.99%	\$656,400
	General Requirements	1.42%	\$156,000
	SDI Insurance	1.20%	\$132,652
	GC Insurance: Traditional	1.45%	\$173,991
	Fee	4.00%	\$486,936
	Estimate/ Design Development Contingency	15.00%	\$1,899,051
	Construction Contingency	8.00%	\$1,012,827
	Escalation Contingency	2.50%	\$316,508
	Gross Receipts Tax	0.13%	\$20,655
<b>PROJECTED CONSTRUCTION COSTS</b>		<b>\$429.98</b>	<b>\$ 15,909,381</b>
<b>TOTAL</b>		<b>\$429.98</b>	<b>\$ 15,909,381</b>



# DETAILED BACKUP

Southampton Courthouse Renovation

Southampton Courthouse Renovation

Estimate No.:

Courtland, VA 23837

Conceptual Estimate

Date: June 17, 2020

Concept Design

Construction Area: 37,000

## BID PACKAGE

DESCRIPTION	COMMENTS	QUANTITY	UNIT	UNIT COST	TOTAL
<b>01720-Survey</b>					
Civil Layout		1	ls	\$7,500.00	\$7,500
<b>Subtotal: 01720-Survey</b>					<b>\$7,500</b>
<b>01742-Final Cleaning</b>					
Final Clean-up		37,000	sf	\$0.65	\$24,050
<b>Subtotal: 01742-Final Cleaning</b>					<b>\$24,050</b>
<b>02220-Demolition</b>					
Shoring / Selective Demo @ Existing Building Tie-Ins		1	ls	\$75,000.00	\$75,000
Interior Selective Demolition - Heavy Structural Demo - Entrance Facade, Concrete Steps, SOG, etc.		9,600	sf	\$7.50	\$72,000
		1	ls	\$45,000.00	\$45,000
<b>Subtotal: 02220-Demolition</b>					<b>\$192,000</b>
<b>02300-Earthwork</b>					
Assumed Existing to Remain As-Is		-	lf	-	\$0
Rough Grade Addition Building Pad, Rear Parking		25,000	sf	\$0.80	\$20,000
Clear and Grub		14,000	sf	\$0.45	\$6,300
Mobilization		1	ls	\$10,000.00	\$10,000
Construction Entrance with Wash Rack		1	ea	\$4,500.00	\$4,500
Erosion Control		14,000	sf	\$0.40	\$5,600
Erosion Control Maintenance		1	ls	\$5,000.00	\$5,000
Stone Fill for Temp Use - Staging Areas		2,500	sf	\$5.00	\$12,500
Import and Place Gravel for New Access Drive		80	cuyd	\$20.00	\$1,592
Rough Grade for Roads and Paving		4,300	sf	\$0.80	\$3,440
Off Haul Spoils from Other Trades		250	cy	\$35.00	\$8,750
Strip and Stockpile Topsoil - Assume 12"		520	cy	\$6.00	\$3,120
Haul-off Spoils Excess Topsoil		26	cy	\$30.00	\$765
Import/Export		88	cy	\$35.00	\$3,080
Dewatering Allowance		1	ls	\$5,000.00	\$5,000
Haul away Basement Excavated Spoils		2,133	cy	\$25.00	\$53,325
Respread Topsoil at Non-Paved Areas		195	cy	\$5.50	\$1,073
Blasting / Rock Removal - None Figured		-	ls	-	\$0
<b>Subtotal: 02300-Earthwork</b>					<b>\$144,045</b>
<b>02500-Site Utilities</b>					
Misc Site Utility Modifications - Allowance		1	ls	\$50,000.00	\$50,000
Existing Connection Assumed Adequate As-Is		-	ea	-	\$0
Allowance: Misc Drainage Considerations / Tie-Ins at New Parking		1	ls	\$25,000.00	\$25,000
<b>Subtotal: 02500-Site Utilities</b>					<b>\$75,000</b>
<b>02730-AC Paving</b>					
Main Street Asphalt - Assumed Existing to Remain As-Is		-	sy	-	\$0



# DETAILED BACKUP

Southampton Courthouse Renovation

Southampton Courthouse Renovation

Estimate No.:

Courtland, VA 23837

Conceptual Estimate

Date: June 17, 2020

Concept Design

Construction Area: 37,000

## BID PACKAGE

DESCRIPTION	COMMENTS	QUANTITY	UNIT	UNIT COST	TOTAL
Patch and Repair Asphalt at Access Drive Connection		25	sy	\$55.00	\$1,375
Parking Striping & Signage		1	ls	\$3,500.00	\$3,500
Asphalt Paving w/Stone Base		712	sy	\$47.00	\$33,473
New CIP Curb & Gutter at Rear Parking		215	lf	\$28.00	\$6,020
<b>Subtotal: 02730-AC Paving</b>					<b>\$44,368</b>

## 02775-Site Concrete

Sidewalks		1,600	sf	\$8.00	\$12,800
<b>Subtotal: 02775-Site Concrete</b>					<b>\$12,800</b>

## 02780-Unit Pavers

Unit Pavers - None Figured		-	sf	-	\$0
<b>Subtotal: 02780-Unit Pavers</b>					<b>\$0</b>

## 02820-Fencing

Temp Construction Fence		250	lf	\$15.00	\$3,750
Reinforced Galv Guardrail at Rear Parking		110	lf	\$250.00	\$27,500
Misc New Site Fencing Allowance		1	ls	\$30,000.00	\$30,000
<b>Subtotal: 02820-Fencing</b>					<b>\$61,250</b>

## 02870-Site Furnishings

Operable Vehicle Gate @ Rear Access Road		1	ls	\$25,000.00	\$25,000
Misc Site Furnishings Allowance - Benches, Trash Cans, Bike Racks, etc.		1	ls	\$15,000.00	\$15,000
<b>Subtotal: 02870-Site Furnishings</b>					<b>\$40,000</b>

## 02900-Landscaping

Trees & Mature Plantings		1	ls	\$5,000.00	\$5,000
Misc Landscaping, Mulch, Groundcoverings		1	ls	\$7,500.00	\$7,500
Irrigation System - None Figured		-	ls	-	\$0
<b>Subtotal: 02900-Landscaping</b>					<b>\$12,500</b>

## 03300-Concrete

CIP Basement Foundation Walls - Allowance		1	ls	\$100,000.00	\$100,000
Misc Cast-in-Place Condenser/Equipment Pads		3	cy	\$650.00	\$1,625
Footing/SOG Excavation		1,450	cy	\$35.00	\$50,750
New Expanded Basement Excavation		1,180	cy	\$55.00	\$64,900
Basement/Foundation Backfill		298	cy	\$65.00	\$19,370
Footings and Piers		76	cy	\$575.00	\$43,614
Continuous Footings		62	cy	\$575.00	\$35,765
5" Slab on Grade (Including 6" Stone and Vapor Barrier)		17,350	sf	\$8.00	\$138,800
Misc CIP Site Ramps/Steps		1	ls	\$25,000.00	\$25,000
Expansion Joints		200	lf	\$50.00	\$10,000
Elevator Pit		-	ea	-	\$0
Concrete Fill at Second Story Addition		12,800	sf	\$4.50	\$57,600
<b>Subtotal: 03300-Concrete</b>					<b>\$547,424</b>

## 03350-Concrete Finish



# DETAILED BACKUP

Southampton Courthouse Renovation

Southampton Courthouse Renovation

Estimate No.:

Courtland, VA 23837

Conceptual Estimate

Date: June 17, 2020

Concept Design

Construction Area: 37,000

## BID PACKAGE

DESCRIPTION	COMMENTS	QUANTITY	UNIT	UNIT COST	TOTAL
Misc Interior Ramps/Landings to Meet Uneven Building Elevations		1	ls	\$50,000.00	\$50,000
<b>Subtotal: 03350-Concrete Finish</b>					<b>\$50,000</b>
<b>04000-Masonry</b>					
N/A		-	lf	-	\$0
Tooth/Tie-In Misc Brick/Block Openings		1	ls	\$5,000.00	\$5,000
Reinforced CMU Shaft @ New Elevator & Stair Towers		9,430	sf	\$25.00	\$235,750
Misc Facade Repairs @ Salvaged Historic Wing		1	ls	\$75,000.00	\$75,000
Facebrick Veneer @ Ground-Up Exterior		11,200	sf	\$35.00	\$392,000
<b>Subtotal: 04000-Masonry</b>					<b>\$707,750</b>
<b>05120-Structural Steel</b>					
Addition Structural Steel - Columns, Beams, K-Joists		139	tn	\$3,500.00	\$487,550
Metal Deck, 2nd FL & Roof		27,400	sf	\$1.80	\$49,320
New 1-1/4" Tube Wall Mount Rails at New Stair Towers		384	lf	\$145.00	\$55,680
2" Concrete Fill at Pan Treads/Landing		120	ea	\$90.00	\$10,800
New Carbon Steel Stairs, Pan Decks		4	fl	\$15,000.00	\$60,000
Misc countertop/desk/millwork supports		1	ls	\$4,500.00	\$4,500
Misc Metals - Lintels/Channels at Reworked Facade Openings		37,000	sf	\$0.15	\$5,550
Roof Access Hatch and Ladder		1	ea	\$5,500.00	\$5,500
Window Washing Equipment - None Figured		-	ls	-	\$0
<b>Subtotal: 05120-Structural Steel</b>					<b>\$678,900</b>
<b>05400-Exterior Metal Studs</b>					
Exterior Wall Framing, Densglass Sheathing		8,552	sf	\$15.00	\$128,280
<b>Subtotal: 05400-Exterior Metal Studs</b>					<b>\$128,280</b>
<b>05500-Misc Steel</b>					
Bracing/Attachments at Uneven Floor Tie-		1	ls	\$50,000.00	\$50,000
<b>Subtotal: 05500-Misc Steel</b>					<b>\$50,000</b>
<b>05700-Ornamental Steel</b>					
Ornamental/Glass Rails - None Figured		-	lf	-	\$0
<b>Subtotal: 05700-Ornamental Steel</b>					<b>\$0</b>
<b>05800-Expansion Control</b>					
Soft Joints @ Salvaged Building Connections		490	lf	\$125.00	\$61,250
<b>Subtotal: 05800-Expansion Control</b>					<b>\$61,250</b>
<b>06100-Rough Carpentry</b>					
Elevated Wood Platforms @ Judge/Jury/Witness Seating, Both Courtrooms		2	ea	\$15,000.00	\$30,000
<b>Subtotal: 06100-Rough Carpentry</b>					<b>\$30,000</b>





# DETAILED BACKUP

Southampton Courthouse Renovation

Southampton Courthouse Renovation

Estimate No.:

Courtland, VA 23837

Conceptual Estimate

Date: June 17, 2020

Concept Design

Construction Area: 37,000

<b>BID PACKAGE</b>						
DESCRIPTION	COMMENTS	QUANTITY	UNIT	UNIT COST	TOTAL	
<b>06220-Casework &amp; Millwork</b>						
Courtroom Millwork Allowance - Judge/Witness Podiums, Wall Paneling/Wainscotting, Dutch Doors, Misc Trim		2	ea	\$150,000.00	\$300,000	
PLAM Base/Upper Cabinetry @ Breakrooms, Kitchenettes		34	lf	\$525.00	\$17,850	
Solid Surface Countertops @ Kitchenettes, Pass-Thru's, Writing Ledges		200	sf	\$75.00	\$15,000	
Reception Desk / Entrance Millwork Allowance		1	ls	\$30,000.00	\$30,000	
Custom Grand Table @ Jury Deliberation Room		1	ls	\$7,500.00	\$7,500	
Misc Unidentified Millwork Throughout		1	ls	\$100,000.00	\$100,000	
Wood Base @ Corridors, Courtrooms		3,695	lf	\$30.00	\$110,850	
<b>Subtotal: 06220-Casework &amp; Millwork</b>					<b>\$581,200</b>	
<b>07100-Waterproofing</b>						
Waterproofing at Elevator Pits		4	ea	\$2,500.00	\$10,000	
Waterproofing/Air Barrier System @ Addition Exterior		11,200	sf	\$5.00	\$56,000	
Insulation at Rooftop Curb		1,900	sf	\$2.50	\$4,750	
<b>Subtotal: 07100-Waterproofing</b>					<b>\$70,750</b>	
<b>07250-Fireproofing</b>						
1 Hr Cement Fireproof on New Steel		1	ls	\$35,000.00	\$35,000	
<b>Subtotal: 07250-Fireproofing</b>					<b>\$35,000</b>	
<b>07410-Metal Panels</b>						
Rigid Iso Insulation above Addition Pan Deck		12,800	sf	\$1.50	\$19,200	
N/A		-	sf	-	\$0	
<b>Subtotal: 07410-Metal Panels</b>					<b>\$19,200</b>	
<b>07500-Roofing</b>						
New TPO Roofing System @ Addition		17,600	sf	\$12.50	\$220,000	
Roofing Membrane at Parapet		1,900	sf	\$16.00	\$30,400	
Assumed Sloped Shingles @ Entry Low Roof		2,112	sf	\$8.00	\$16,896	
<b>Subtotal: 07500-Roofing</b>					<b>\$267,296</b>	
<b>07920-Sealants</b>						
Interior & Exterior Sealants		37,000	sf	\$0.75	\$27,750	
<b>Subtotal: 07920-Sealants</b>					<b>\$27,750</b>	
<b>08100-Doors Frames Hardware</b>						
Standard SCWD Door - Restrooms, Closets, Utility		38	ea	\$1,200.00	\$45,600	
SCWD Door w/Full View Kit - Offices, Conference, Lobby		29	ea	\$1,600.00	\$46,400	
Double/Bifold Closet Doors		2	ea	\$1,750.00	\$3,500	



# DETAILED BACKUP

Southampton Courthouse Renovation

Southampton Courthouse Renovation

Estimate No.:

Courtland, VA 23837

Conceptual Estimate

Date: June 17, 2020

Concept Design

Construction Area: 37,000

## BID PACKAGE

DESCRIPTION	COMMENTS	QUANTITY	UNIT	UNIT COST	TOTAL
Egress Doors - Corridors, Stairs, Secured Hallways		38	ea	\$3,000.00	\$114,000
<b>Subtotal: 08100-Doors Frames Hardware</b>					<b>\$209,500</b>
<b>08300-Special Doors</b>					
Overhead Fire Shutter @ Records Clerk		1	ls	\$7,500.00	\$7,500
<b>Subtotal: 08300-Special Doors</b>					<b>\$7,500</b>
<b>08500-Wood Windows</b>					
Modify/Repair Exterior Wood Windows @ Historic Wing		1	ls	\$50,000.00	\$50,000
<b>Subtotal: 08500-Wood Windows</b>					<b>\$50,000</b>
<b>08800-Glass &amp; Glazing</b>					
Exterior Glazing @ Entrance, Perimeter Offices		1,104	sf	\$65.00	\$71,760
Entry Glass Doors - Double, Manual Ladder Pulls		3	ea	\$6,500.00	\$19,500
Misc Coping/Flashing/Trim		1	ls	\$40,000.00	\$40,000
Storefront @ Waiting Room Pass-Thrus, Laminated Glass		156	sf	\$80.00	\$12,480
Misc Interior Storefront @ Lobby Entrances, Waiting Areas		500	sf	\$65.00	\$32,500
Glazing of Door View Kits - 1/4" Laminated		380	sf	\$25.00	\$9,500
Single Glass Pivot Door		11	ea	\$4,000.00	\$44,000
<b>Subtotal: 08800-Glass &amp; Glazing</b>					<b>\$229,740</b>
<b>09260-Drywall</b>					
Metal Stud Framing, Densglass Sheathing @ Exterior Soffits, Entrances		190	lf	\$40.00	\$7,600
Misc Inwall FRT Blocking		1	ls	\$15,000.00	\$15,000
Temp Construction Measures - Vestibules, Guardrails, Protection		1	ls	\$25,000.00	\$25,000
		-	sf	-	\$0
Fur Inner Face of CMU Shafts		6,460	sf	\$4.50	\$29,070
Full Height / Rated Walls		20,790	sf	\$10.00	\$207,900
Interior Ceiling Height Walls		8,260	sf	\$8.00	\$66,080
SCIF Walls @ Evidence Locker, Holding Cells		5,026	sf	\$20.00	\$100,520
Knee Walls @ Courtroom Half Height Partitions		1,352	sf	\$9.00	\$12,168
Minor Patching/Repairs to ETR Historic Courtroom		1	ls	\$5,000.00	\$5,000
Drywall Ceilings @ Restrooms		910	sf	\$10.00	\$9,100
Misc Soffits @ Ceiling Transitions, Storefront, etc.		350	lf	\$50.00	\$17,500
New ACT Throughout		30,410	sf	\$8.50	\$258,485
Flat 15/16" Grid, Tegular Edge Reveal Tile, High NRC		-	sf	-	\$0
Axiom Trim - None Figured		-	lf	-	\$0
Interim Clean-up Fit Out	Fit Out	960	mh	\$55.00	\$52,800
Interim Clean-up Site/Structural	Core and Shell	480	mh	\$55.00	\$26,400



# DETAILED BACKUP

Southampton Courthouse Renovation

Southampton Courthouse Renovation

Estimate No.:

Courtland, VA 23837

Conceptual Estimate

Date: June 17, 2020

Concept Design

Construction Area: 37,000

## BID PACKAGE

DESCRIPTION	COMMENTS	QUANTITY	UNIT	UNIT COST	TOTAL
Dumpsters		25	pull	\$450.00	\$11,250
<b>Subtotal: 09260-Drywall</b>					<b>\$843,873</b>

09300-Tile					
Restroom Wall Tile		2,220	sf	\$20.00	\$44,400
Ceramic Tile Floors @ Restrooms		1,314	sf	\$16.00	\$21,024
Tile Base		555	lf	\$18.50	\$10,268
<b>Subtotal: 09300-Tile</b>					<b>\$75,692</b>

09680-Flooring					
VCT @ Storage, Evidence, Utility Areas		5,448	sf	\$5.00	\$27,240
Luxury Vinyl Tile @ Corridors, Courtrooms, Common Spaces		15,112	sf	\$12.00	\$181,344
Base at VCT & CPT		4,215	lf	\$3.00	\$12,645
Carpet Tile @ Offices, Conference Rooms		1,094	sy	\$40.00	\$43,760
<b>Subtotal: 09680-Flooring</b>					<b>\$264,989</b>

09840-Acoustical Treatment					
Fabric Panels @ Courtroom - Allowance		1	ls	\$30,000.00	\$30,000
<b>Subtotal: 09840-Acoustical Treatment</b>					<b>\$30,000</b>

09900-Painting & WC					
N/A		-	sf	-	\$0
Latex Paint Walls		77,316	sf	\$1.75	\$135,303
Paint HM Door Frames		105	ea	\$100.00	\$10,500
Paint Gyp. Board Ceilings & Soffits		3,200	sf	\$3.00	\$9,600
<b>Subtotal: 09900-Painting &amp; WC</b>					<b>\$155,403</b>

10000-Specialties					
A/V Package Assumed Procured Direct by Owner		-	ls	-	\$0
<b>Subtotal: 10000-Specialties</b>					<b>\$0</b>

10100-Marker Boards					
Marker Boards		10	ea	\$850.00	\$8,500
<b>Subtotal: 10100-Marker Boards</b>					<b>\$8,500</b>

10150-Partitions & Accessories					
Standard Stall		7	ea	\$1,250.00	\$8,750
Handicap Stall		4	ea	\$1,600.00	\$6,400
Toilet Accessories - Single HC Restrooms		9	ea	\$800.00	\$7,200
Toilet Accessories - Gang Restrooms		4	ea	\$3,250.00	\$13,000
<b>Subtotal: 10150-Partitions &amp; Accessories</b>					<b>\$35,350</b>

10400-Signage					
Allowance: Code Compliant Signage / Wayfinding	Allowance	1	ls	\$7,500.00	\$7,500
Allowance: Decorative Signage	Allowance	1	ls	\$25,000.00	\$25,000
<b>Subtotal: 10400-Signage</b>					<b>\$32,500</b>

10650-Operable Partitions					
---------------------------	--	--	--	--	--



# DETAILED BACKUP

Southampton Courthouse Renovation

Southampton Courthouse Renovation

Estimate No.:

Courtland, VA 23837

Conceptual Estimate

Date: June 17, 2020

Concept Design

Construction Area: 37,000

## BID PACKAGE

DESCRIPTION	COMMENTS	QUANTITY	UNIT	UNIT COST	TOTAL
Operable Partitions - None Figured		-	sf	-	\$0
<b>Subtotal: 10650-Operable Partitions</b>					<b>\$0</b>
<b>11130-Audio Visual Equipment</b>					
Steel Holding Cells - Allowance		1	ls	\$50,000.00	\$50,000
<b>Subtotal: 11130-Audio Visual Equipment</b>					<b>\$50,000</b>
<b>11160-Loading Dock Equipment</b>					
N/A		-	ls	-	\$0
<b>Subtotal: 11160-Loading Dock Equipment</b>					<b>\$0</b>
<b>11400-Food Service Equipment</b>					
N/A		-	sf	-	\$0
<b>Subtotal: 11400-Food Service Equipment</b>					<b>\$0</b>
<b>11450-Appliances</b>					
Appliances @ Dep Clerk Kitchenette - Refrigerator, Microwave		1	ls	\$2,600.00	\$2,600
Appliances @ Multipurpose Jury Assembly - 2 Refrigerators, Microwave, Dishwasher		1	ls	\$5,750.00	\$5,750
Appliances @ 2nd FL Kitchenette - Refrigerator, Microwave, Dishwasher		1	ls	\$3,500.00	\$3,500
Appliances @ 2nd FL Jury Deliberation - Refrigerator, Microwave		1	ls	\$2,600.00	\$2,600
<b>Subtotal: 11450-Appliances</b>					<b>\$14,450</b>
<b>12490-Window Treatment</b>					
Manual Roller Shades - None Figured	Reduced to 50% of Glazing Area	-	sf	-	\$0
<b>Subtotal: 12490-Window Treatment</b>					<b>\$0</b>
<b>14200-Elevators</b>					
3500 Lb Elevator		8	stop	\$45,000.00	\$360,000
Cab Finishes Allowance		4	ea	\$20,000.00	\$80,000
<b>Subtotal: 14200-Elevators</b>					<b>\$440,000</b>
<b>15300-Fire Protection</b>					
Wet Pipe Sprinklers - Modify/Relocate all Branches/Heads		37,000	sf	\$3.50	\$129,500
<b>Subtotal: 15300-Fire Protection</b>					<b>\$129,500</b>
<b>15400-Plumbing</b>					
New Plumbing Distribution & Fixtures Throughout		37,000	sf	\$12.50	\$462,500
N/A		-	ls	-	\$0
<b>Subtotal: 15400-Plumbing</b>					<b>\$462,500</b>
<b>15500-HVAC</b>					
New 4-Pipe System, New Chiller/Boilers, Pumps, Distribution		37,000	sf	\$57.50	\$2,127,500
4" Pipe Insulation		-	lf	-	\$0
New Building Automated Controls		37,000	sf	\$5.25	\$194,250



# DETAILED BACKUP

Southampton Courthouse Renovation

Southampton Courthouse Renovation

Estimate No.:

Courtland, VA 23837

Conceptual Estimate

Date: June 17, 2020

Concept Design

Construction Area: 37,000

## BID PACKAGE

DESCRIPTION	COMMENTS	QUANTITY	UNIT	UNIT COST	TOTAL
Air and Water Balancing		37,000	sf	\$0.25	\$9,250
<b>Subtotal: 15500-HVAC</b>					<b>\$2,331,000</b>

## 16000-Electrical

Existing Service Assumed Adequate As-Is		-	lf	-	\$0
Temporary Electrical System		-	sf	-	\$0
Site Lighting Allowance		1	ls	\$15,000.00	\$15,000
3/4" EMT 4/#10 T-Rod		-	lf	-	\$0
Interior Lighting Package Allowance	Material Cost	37,000	sf	\$12.50	\$462,500
Exothermic Welds		-	ea	-	\$0
Fire Alarm System		37,000	sf	\$1.50	\$55,500
Card Reader Rough-In (Ring & String)		37,000	sf	\$0.75	\$27,750
Tele/Data Infrastructure Allowance		37,000	sf	\$3.00	\$111,000
End User Equipment/Technology by Owner		-	ea	-	\$0
Electrical Supervision		-	wk	-	\$0
Electrical Fitout - Panels, Feeders, Branch Power, etc.	Allowance	37,000	sf	\$30.00	\$1,110,000
<b>Subtotal: 16000-Electrical</b>					<b>\$1,781,750</b>

## 19100-Project Requirements

Street Clean/Dust Control		1	ls	\$10,000.00	\$10,000
Temp Covered Walkway for Pedestrian Access - Assumed Unecessary		-	lf	-	\$0
Flagman/Traffic Control/Barricades		1	ls	\$15,000.00	\$15,000
Sitework Cleanup		160	mh	\$55.00	\$8,800
<b>Subtotal: 19100-Project Requirements</b>					<b>\$33,800</b>

## BID PACKAGE SUBTOTAL

**\$11,054,359**

Preconstruction	0.00%	\$0.00	\$0
General Conditions	5.99%	\$17.74	\$656,400
General Requirements	1.42%	\$4.22	\$156,000
SDI Insurance	1.20%	\$3.59	\$132,652
GC Insurance: Traditional	1.45%	\$4.70	\$173,991
Fee	4.00%	\$13.16	\$486,936
Estimate/ Design Development Contingency	15.00%	\$51.33	\$1,899,051
Construction Contingency	8.00%	\$27.37	\$1,012,827
Escalation Contingency	2.50%	\$8.55	\$316,508
Gross Receipts Tax	0.13%	\$0.56	\$20,655
<b>PROJECTED CONSTRUCTION COSTS</b>		<b>\$429.98</b>	<b>\$15,909,381</b>

## TOTAL

**\$429.98**

**\$15,909,381**





---

---

REPAIR AND RENOVATION OF COURTHOUSE FACILITIES  
SITE ASSESSMENT REPORT

Prepared by Glavé & Holmes Architecture for Southampton County

July 10, 2020

---

---



# REPAIR AND RENOVATION OF COURTHOUSE FACILITIES

## SITE ASSESSMENT REPORT



*Prepared by Glavé & Holmes Architecture for Southampton County*

Glavé & Holmes Architecture, P.C.  
2101 East Main Street, Richmond, VA 23223  
804-649-9303

July 10, 2020





## TABLE OF CONTENTS

7	<b>Introduction</b>
11	<b>Exterior Envelope</b>
21	<b>Interior Architecture</b>
27	<b>Building Site</b>
33	<b>Building Structure</b>
35	<b>Building Systems</b>
	<b>Appendix A</b>
	Hazardous Materials Report



## INTRODUCTION

9	Project Background
9	Project Location
9	Historic Significance
9	Physical Description
10	Methodology
10	Resources
10	Acknowledgments
10	Project Team





## PROJECT BACKGROUND

Southampton County contracted with Glavé & Holmes Architecture and its consultants in February to perform a site assessment and develop a concept design for the renovation and repair of the existing courthouse building. At the time of this site assessment, the scope of renovation, repair, demolition, and addition was unknown, but it is understood that the overall project is intended to address changing needs of the facility's users while remaining good stewards of the public's resources. The current site assessment and concept design is intended to build on previous studies recently completed by PMA in 2016 and Moseley Architects in 2017.

## PROJECT LOCATION

The Southampton County courthouse facility is located at 22350 Main Street in downtown Courtland, Virginia. The facility is bordered by the Southampton County Sheriff's Department to the north, Main Street to the east, a parking lot and residential property to the south, and the Nottoway River to the west.

## HISTORIC SIGNIFICANCE

A 2-acre parcel was purchased by an act of legislation in 1752 to establish a courthouse at the center of Southampton County. The current courthouse was constructed circa 1834 in the Greek Revival style and is the third courthouse building to occupy the site; the previous courthouse constructed in 1798 was the site of the Nat Turner trial in 1831. The 1834 courthouse was constructed with a brick façade and pediment (remaining), gable roof, and lunette window. The three-bay portico, hipped roof, door surround, shingled pediment, 9-light round pediment window, and cupola were added and three second-story windows shortened during a 1924 remodeling project. Numerous other renovation and addition projects have been undertaken in the past century, but the courtroom function is retained in the 1830s courthouse building.

The courthouse property is part of the Courtland Historic District, which was recently added to both the Virginia Landmarks Register and National Register of Historic Places.

## PHYSICAL DESCRIPTION

The courthouse property is comprised of the c. 1834 courthouse building, additions from the 1960s and 1990s, and an exterior breezeway from the 2000s. The public building entrance is covered by the breezeway and leads to the lobby created during the 1960 construction project. The building has five floor levels: the basement, primary first floor level (includes courtroom), Circuit Court Clerk's office and records room level, primary second floor level, and second-floor courtroom level.

The facility currently houses the Southampton County General District Court and associated Clerk, the facilities for the Juvenile and Domestic Relations (J&DR) Court and associated Clerk, the Commonwealth's Attorney's office, and the Circuit Court and associated Clerk, which is shared between the County and the City of Franklin.



*Figure 1 – Overall First Floor Plan (Building Dates)*

*Figure 2 – Overall Second Floor Plan (Building Dates)*

## **METHODOLOGY**

Site visits were made by Glavé & Holmes Architecture and its consultants on the evenings of Monday, June 1, and Tuesday, June 2. The contents of this report are the result of visual observations made of the existing exterior and interior conditions. The visual observations have been supplemented by information provided by building occupants and a building scan previously performed by the civil engineer.

## **RESOURCES**

Hardenbergh, Don. *Virginia Courthouse Facility Guidelines*. Supreme Court of Virginia, Office of the Executive Secretary, 2015.

Lewes, David, and Mary Ruffin Hanbury. "National Register of Historic Places Registration Form." Application prepared on behalf of the Courtland Historic District. November 2019. [https://www.dhr.virginia.gov/wp-content/uploads/2019/12/201-5001\\_Courtland\\_HD\\_2019\\_NRHP\\_FINAL.pdf](https://www.dhr.virginia.gov/wp-content/uploads/2019/12/201-5001_Courtland_HD_2019_NRHP_FINAL.pdf).

Peters, John O., and Margaret T. Peters. *Virginia's Historic Courthouses*. University Press of Virginia, 1995.

## **ACKNOWLEDGMENTS**

Glavé & Holmes Architecture would like to thank Mr. Mike Johnson, Sheriff Josh Wyche, and Corporal Jovan S. Stith for coordinating evening access to the building for the design team during the site assessment. Special thanks are also extended to Ms. Belinda Jones, Mr. Rick Francis, and Mr. Eric Cooke for providing after-hours access to their office suites.

## **PROJECT TEAM**

Members from the following firms comprise the design team and contributed to the contents of this report:

Glavé and Holmes Architecture  
2RW  
Draper Aden Associates  
Lynch Mykins Structural Engineers, PC

A hazardous materials report prepared by France Engineering is included in Appendix A of this document.

## EXTERIOR ENVELOPE

13	General Exterior Materials
14	Historic Masonry
16	Exterior Millwork
17	Courthouse Windows
19	Other Exterior Openings







## GENERAL EXTERIOR MATERIALS

The exterior of the building is primarily comprised of brick masonry and EIFS (Exterior Insulation and Finish System), with major trim components executed in painted wood (original courthouse and 1960s addition) and EIFS (1990s addition only). With a few exceptions, the exterior of the facility is in generally good condition. Exceptions are further explained in the subsequent sections of this report, but the following overall observations were made:

- The exterior cladding is brick (1834 courthouse and 1960s addition), precast paneling (1960s addition), and EIFS (1990s addition). Some of the brick and all of the EIFS is painted.
- All portions of the building have sloped roofs. The roof over the one-story portion of the 1990s addition is standing seam metal, while all other roof elements are asphalt shingle.
- Soffit vents of various types are present at all roof eaves. Both the one-story and two-story portions of the 1960s addition originally had flat roofs, which were later replaced with the current sloped roof systems.
- Sidewalk paving is a combination of brick pavers (basketweave pattern) and concrete. The front portico has a 20" square pattern struck in the raised concrete slab.



*Precast panels at 1960s addition*



*Brick masonry at historic courthouse*



*Stained and damp masonry site wall with organic growth; rusted exterior door; sunshades at west-facing windows*



*Painted EIFS (dark spots are patches) at 1990s addition*



*Soffit vent at one-story 1960s addition*

- Half-round gutters and downspouts are present on the historic courthouse building. The gutters and downspouts appear to be in good condition, but drainage is not managed well at the base of the wall (refer to “HISTORIC MASONRY” for more information). Building drainage is otherwise managed by stone aggregate ground gutters or impervious surface materials (e.g., sidewalks) adjacent to the building perimeter.
- The breezeway has masonry knee walls, a painted wood colonnade, and painted wood ceiling and trim.
- Discoloration of the brick at the north wall of the 1960s one-story addition was noted. Discoloration is likely the result of vapor and exhaust from the adjacent mechanical units, but damage is likely cosmetic only.




*Brick discoloration at north wall of one-story 1960s addition*



*Painted and unpainted brick at SW corner of one-story 1960s addition*



*Painted wood breezeway*



*Gutters and downspouts at historic courthouse*



*Painted wood breezeway*



*Ground gutter and missing knee wall brick at breezeway*

**HISTORIC MASONRY**

The brick masonry on the historic courthouse building dates to its original construction in the 1830s. The brick is hand-molded, modular in size, and laid in a Flemish bond pattern. A flashed header course runs along the front of the building at the first-floor level before continuing around each corner with unflashed headers. Evidence of partial repointing is evident on the north elevation, possibly related to the removal of a door previously located in this location.

The building was likely painted during the 1924 construction, but the paint was removed in the summer of 1997. Moisture problems have been noted by the building occupants for many years, and evidence of moisture present in the walls was visible on both the interior and exterior of the exterior walls. Moisture content readings taken at the base of the exterior walls (typically the area of highest collection) reached as high as a 40%; moisture readings taken at the interior of the south wall did not register moisture content, likely due to the southern exposure and a lack of weather events in the days preceding the readings. Interior readings taken on the north and east walls of the stairwell, however, were very high. The areas of moisture concentration indicate the problem results from “rising damp,” which can be partially remediated by providing adequate drainage to route rainwater discharge away from the building perimeter.



The exterior brick also shows evidence of damage resulting from chemical stripping, likely the method used to remove the former paint finish. The stripping has removed not only the paint layer, but also the hard outer skin of the brick, thereby exposing the soft brick interior to readily absorb moisture. In some historic applications, a clear sealer can be applied to the exterior face of the damaged masonry to mimic the behavior of an undamaged brick surface. This option will be explored in future design phases.

Mortar is backing out or missing in numerous locations on the courthouse exterior, particularly at the base of the south and north walls and below the windowsills. The missing mortar is the result of moisture in the wall pushing the mortar out of the wall and creates additional pathways for moisture to enter the existing wall. We would recommend the historic masonry (including the area previously repointed) be repointed by a mason specializing in historic masonry repairs to maintain the character intended in the original construction. We would not recommend repainting the masonry exterior.

It should be noted that, as of the date of this report, the proposed concept will result in concealing many of the areas of damaged exterior masonry within new interior spaces. Repointing will still remain advisable at all locations, but application of an exterior coating may be limited to only the damaged areas remaining exposed to the elements.

Cracks in the masonry and mortar – particularly at the corners of window openings – are indications of building settlement and uneven expansion and contraction at the openings. Cracks in the masonry were also noted at two window headers and at multiple window sills. Cracked masonry should be replaced in-kind with historic masonry of similar composition.

Other masonry elements on the historic courthouse include stone sills at all nineteen double-hung windows and stone step threshold at the exterior double-leaf door.



*Damaged historic courthouse brick*



*Vertical masonry cracking at window 1*



*Brick masonry damage at south wall of historic courthouse; splash block is improperly located (and likely inadequate) to divert rainwater*



*Rain leaders discharge at base of north wall of historic courthouse*



*Diagonal masonry and mortar cracking at window 8*



*Brick masonry damage at north wall of historic courthouse*

## EXTERIOR MILLWORK

All exterior trim on the original courthouse and 1960s addition is painted wood and is in generally good condition. The portico has a full dentilated entablature that reduces to a dentilated cornice at the remaining building perimeter. The entablature and cornice likely date to the portico's construction in 1924. The portico has a painted wood beadboard ceiling. The breezeway has a painted plywood and batten ceiling.

Of particular note are the existing wood columns and pilasters at the courthouse portico. The columns and pilasters were built using stave construction (similar to the construction of wood barrels) and are in generally stable condition but are exhibiting various degrees of separation between the vertical component members. There are a range of options available for addressing deterioration of the columns and pilasters, from piece-by-piece reconstruction of each sheath to wholesale replacement. Further field study (and possible materials sampling) will be required to make a final recommendation.

### General Observations:

- Exterior trim should be cleaned and repainted. Joints should be resealed.
- Wood shingle siding in the pediments of the historic portico and breezeway should be cleaned and repainted.
- Minor damage was noted at the eave on the west elevation of the one-story 1960s addition.



*Area of previous masonry patching*



*Cosmetic damage to stone column base; detail of column stave splitting*



*Gutters, downspouts, and painted wood cornice in good condition*



*Painted wood door surround in good condition*



*Pilaster stave splitting detail*



*Column stave splitting detail*



*View of portico from SE corner*



## COURTHOUSE WINDOWS

The windows on the historic courthouse building are in generally good condition. There are nineteen double-hung wood windows and one fixed wood transom window (over the main double door). The window plans (Figures 3 and 4) document the numerical labels observed in the field.

The following general observations were made:

- All glass is uninsulated, single-pane glazing.
- Joint sealants are generally intact but should be replaced to preserve the longevity of the windows.
- Organic growth was evident on the windowsills and window muntins.
- The windows have been painted shut.
- Interior storm windows with bottom sash screens (obsolete since the windows have been painted shut) are present at the existing double-hung windows.
- Deterioration of the bottom rail of the bottom sash was minor but common. We would recommend replacing the bottom rails of approximately four windows.
- Splitting of interior sills and separation of trim at interior jamb returns was also common.
- Vinyl blinds are at the end of their useful life.

The following specific deficiencies were noted:

- The bottom left pane of window 5 is broken.
- Masonry sills at windows 6&7 are spalling on the top surface.
- Minor damage was observed at the masonry sills of windows 15&16.
- Moisture damage is evident at interior sills of windows 11, 12, 14, and 15.




*Sill damage at window 7*



*Broken pane at window 5; organic growth on stone sills typical; deteriorated bottom rail typical*



*Moisture damage at interior sill of window 14*



*Interior view of shortened replacement window opening (19) constructed concurrently with portico in 1924*



*Typical numerical label at window jamb and interior storm window with screen; splitting of wood sill and minor wood trim damage evident*

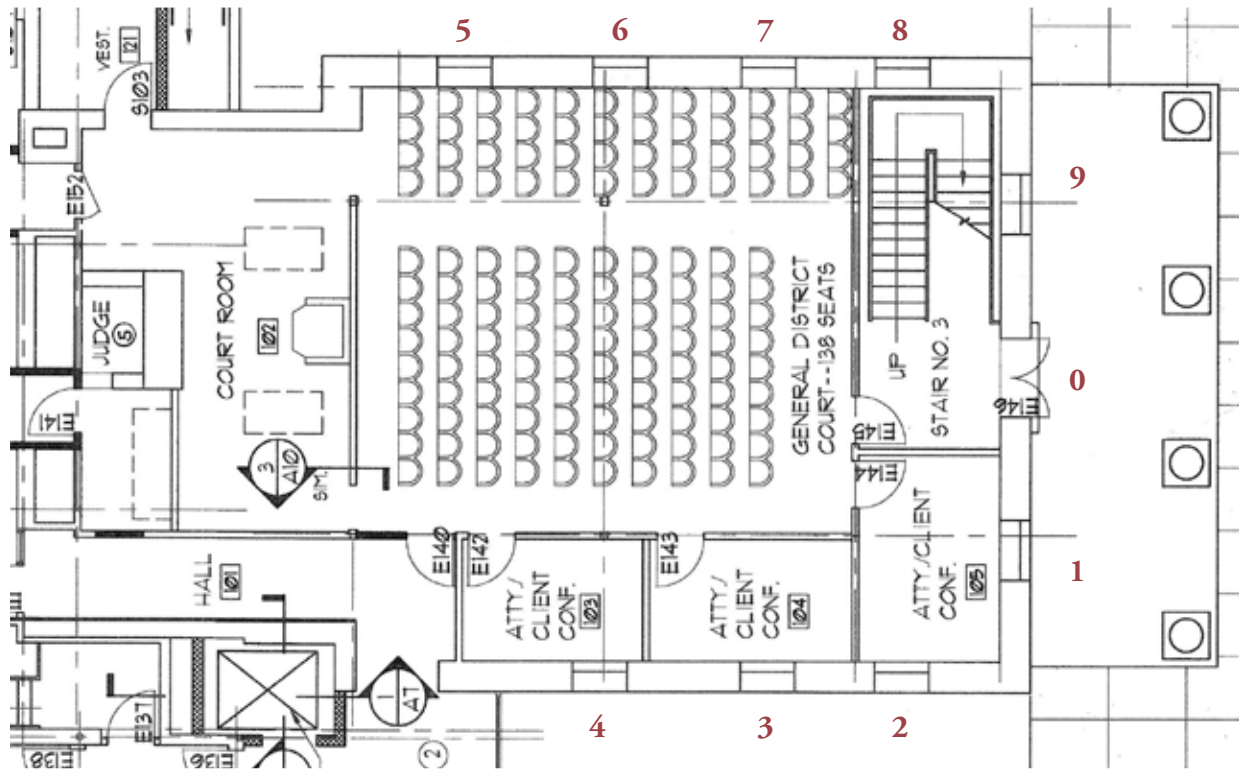


Figure 3 – First Floor Window Plan

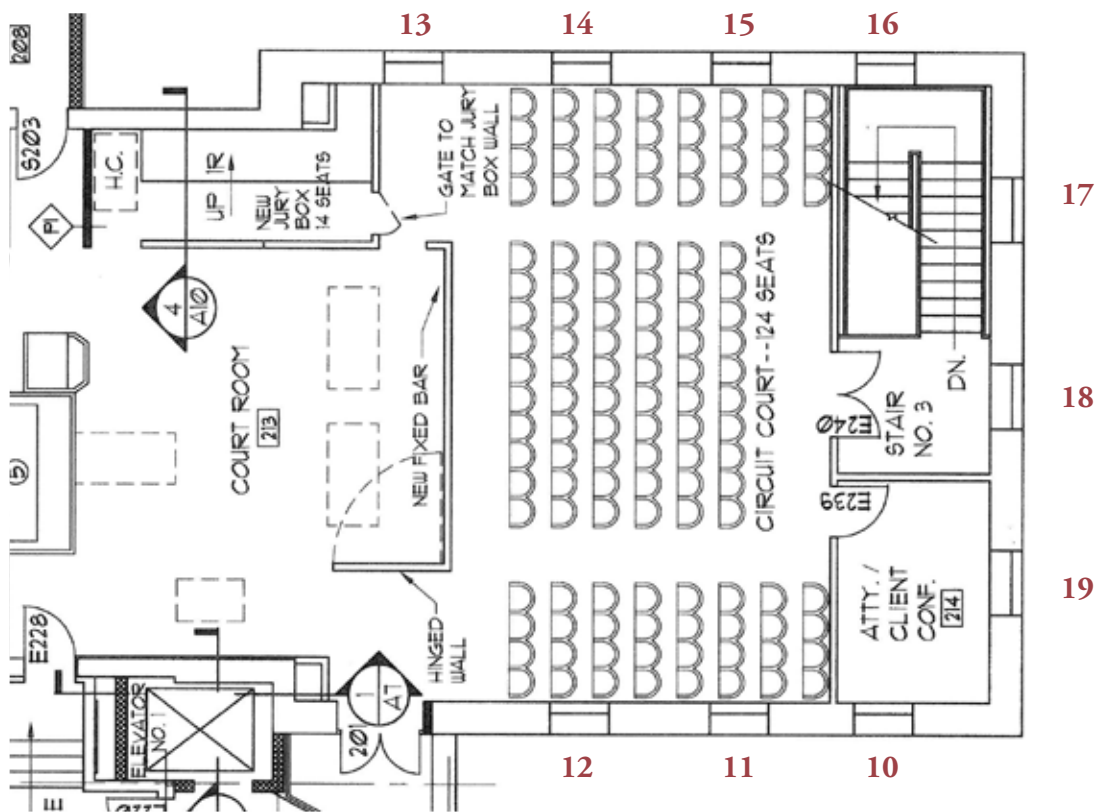


Figure 4 – Second Floor Window Plan

## OTHER EXTERIOR OPENINGS

The storefront and ribbon window systems on the 1960s addition (including the building entry) are in acceptable condition but would be candidates for replacement if provided for in this project. The following deficiencies were noted:

- Building occupants indicated that moisture resulting from both condensation and precipitation has been observed on these windows. Evidence of moisture infiltration was apparent at the sills and intersecting walls, as well as by the need for added dehumidifiers (refer to Building Systems for additional information) and absorptive floor pads. Where interior partitions previously intersected the ribbon window and sill, an aluminum cover has been installed to cover gaps in the finish.
- Refer to the hazardous materials reports in the Appendix for locations of ACM-containing sealants to be replaced.
- These windows have single-pane, uninsulated glazing and perform as expected. Current energy codes would suggest, however, that the building comfort and performance of HVAC systems would be enhanced by replacing the existing glazing with insulated glazing units.
- Operating portions of the windows are in good working condition.

The windows in the 1990s addition are six-over-six double-hung wood windows and six-lite awning vinyl windows. These windows were generally in good condition. Screens were present on most windows.

Exterior doors are painted hollow metal, except at the courthouse where the double doors are painted wood and at the entry where the doors are glazed and anodized aluminum. The north exit door from the Circuit Court Clerk's office suite is heavily rusted.



*Aluminum cover bridges gap between sill materials where partition previously removed*



*Typical interior moisture damage at 1960s ribbon windows*



*View of first-floor 1960s ribbon windows from east; windows are shaded by vegetation; stone aggregate ground gutter collects roof drainage*



*Single-pane aluminum storefront entry is partially sheltered by breezeway*





## INTERIOR ARCHITECTURE

23		Interior Materials Overview
23		Building Acoustics
25		Life Safety / Means of Egress
26		Accessibility





## INTERIOR MATERIALS OVERVIEW

Interior wall finishes include painted plaster and gypsum wall board, vinyl wallcovering, wall tile, and masonry. Vinyl wallcovering (in poor condition) was noted in the courtrooms and first-floor corridor adjacent to the courtroom. The first-floor corridor of the 1960s building has blue wall tile up to a height of 4'-0". The bathrooms and janitors' closets have wall tile up to a height of 7'-0". Mosaic wall tile is present in the stairwell adjacent to the current Commonwealth's Attorney's office suite. Unpainted brick wall veneer is present in the Circuit Court Clerk's office and the lobbies, restrooms, and corridors of the 1960s addition. Painted CMU is present in the Circuit Court Clerk's records room.

Interior floor finishes include terrazzo, broadloom carpet, vinyl composite tile (VCT), ceramic tile, and terra cotta tile in the locations noted below:

### **Terrazzo**

Main lobby, 1960s first-floor corridor, Circuit Court Clerk's entry, stairwell adjacent to the current Commonwealth's Attorney's office suite

### **Ceramic Tile**

Restrooms, janitors' closets

### **VCT**

Combined Clerk's records room, holding areas, Circuit Court Clerk's records room (refer to appendix for hazardous materials report), second-floor restrooms

### **Concrete**

Basement and basement stair

### **Terra Cotta Tile**

Main level of the historic courthouse stairwell

### **Broadloom Carpet**

All areas not otherwise listed here

Ceiling finishes are either painted gypsum board (courtrooms) or 2x2 acoustical ceiling tile (with few exceptions, everywhere else).

Wall base is wood except where wall tile is present or where rubber base is used (holding areas, corridor adjacent to first-floor courtroom, stairwell adjacent to the current Commonwealth's Attorney's office suite, secure corridors).

Interior windowsills are wood (courtrooms), solid surface (1960s addition), and plastic laminate (1990s addition).

Hollow metal door frames are present in the 1960s and 1990s additions. The courthouse windows and doors have wood frames (refer to "Historic Windows General Notes" for additional information).

## BUILDING ACOUSTICS

Building occupants indicated that acoustical privacy is currently an issue. We observed that interior partition finishes and insulation were not continuous from the floor to the bottom of the deck above. We would recommend taking the following measures to address acoustical privacy issues:

- Provide adequate STC separation between acoustically sensitive spaces.
- Provide sound gasketing at doors and other openings.
- Remove door grilles.



*Soffit and exposed conduit in conference rooms adjacent to courtroom*




*Fixed folding seating in courtrooms*



*Malfunctioning residential-grade accordion-fold closet door*



*Broadloom carpet flush material transition at litigation well*




*Air transfer grille in door contributes to deficiencies in acoustical separation*



*Damaged vinyl wallcovering wainscoting in first-floor corridor*



*Discontinuous handrail, no guardrail in south exit stair*



*Vinyl wallcovering above non-historic chair rail, paint below*



*View from lobby of retrofitted drop ceiling and unrated aluminum storefront frame/glazing/wood veneer panels at stairwell*



*1960s ceiling feature, drop 2x2 ACT ceiling, exposed brick veneer, terrazzo floor, mosaic tile wall, and aggregate plant bed*



*Wall and floor tile in first-floor women's restroom (similar in men's restroom across hall); tile type transition indicates possible repair made for previous moisture damage (correlates with moisture issues reported at this wall)*



## LIFE SAFETY / MEANS OF EGRESS

The following life safety/means of egress conditions were noted:


- Stairwells are not constructed of rated building elements. Doors, door frames, hardware, and enclosing partitions are not rated. If stairwells are retained during future construction, travel distances through the unrated stairs will need to be verified for code compliance.
- The authority having jurisdiction will likely require the railings be reconfigured to include the guardrails at 42" and handrails at 35-37" above finish floor level. Handrails are currently provided on both sides of stairs runs. Interior railings are consistently discontinuous; continuity should be corrected if rails are reconfigured.
- Stairwells are frequently used for storage. Stored items are not compliant with current fire safety codes and may pose fire hazards or impede the exit path.
- Exits from the 1990s addition, stair adjacent to the lobby, and Circuit Court Clerk's office discharge into the secured fenced area, rather than to the public way.
- Doors are in generally good condition but will need to be replaced or retrofitted for the installation of panic hardware at locations required by code.
- Fire protection is deteriorating at a steel beam in the basement.
- Interior metal pan tread stairs are in good condition.
- Exterior cast-in-place concrete stairs are in good condition.



*Code-compliant guardrails not provided at stairwells*



*Fireprotection deterioration at overhead beam in basement*



*Refuse bins stored on exterior stair landing impede building egress*



*Items stored in stair to basement are an egress hazard*



*Equipment and refuse storage in stairwell; code-compliant cane detection rail is present below stair (left)*



*Inclined platform lift provides accessible access to Circuit Court Clerk's offices and Records Room*

## **ACCESSIBILITY**

The first floor of the building is divided between two levels: the majority of the first floor is on the courtroom level, while the Circuit Court Clerk's office and records room are on a level approximately three feet lower than the remainder of the first floor spaces. The Circuit Court Clerk's office is accessed by a short run of stairs and an accessible inclined chair lift.

The second floor of the building is also divided between two levels, roughly 26" apart. A ramp connects the two levels between the public corridor and courtroom. The landing depths and handrail heights do not meet current accessibility requirements but will not necessarily be required by code to be reconfigured if the ramp remains in its current configuration. Accessible access to the judges' chambers and jury deliberation suite requires passing through the courtroom.

In both courtrooms the judge's bench is currently inaccessible. On the first floor, the Clerk sits at the floor level, while the Judge is elevated by two steps. On the second floor, the Clerk sits at the floor level, while the Judge's bench is accessed by two steps from the secure corridor behind the courtroom. A jury box in the first-floor courtroom has seating at two levels, both of which are accessed by a step; accessible accommodations are not provided.

The basement is currently accessed only by stair and is not accessible. There are also a number of areas of low head clearance (i.e., less than the 80" minimum required by current building code) in the basement, due to the presence of various overhead ducts and pipes.



*Steps from secure corridor to non-accessible judge's bench in second-floor courtroom*



*Second-floor ramp (viewed from door to courtroom)*



## BUILDING SITE

28	Site Introduction
28	Proposed Site Improvements
28	Erosion and Sediment Control (ESC) & Stormwater Mgmt.
29	Grading & Drainage
29	Water
29	Sanitary Sewer
30	Accessibility
30	Wetlands
30	FEMA Floodplain
31	Site Plan Permitting



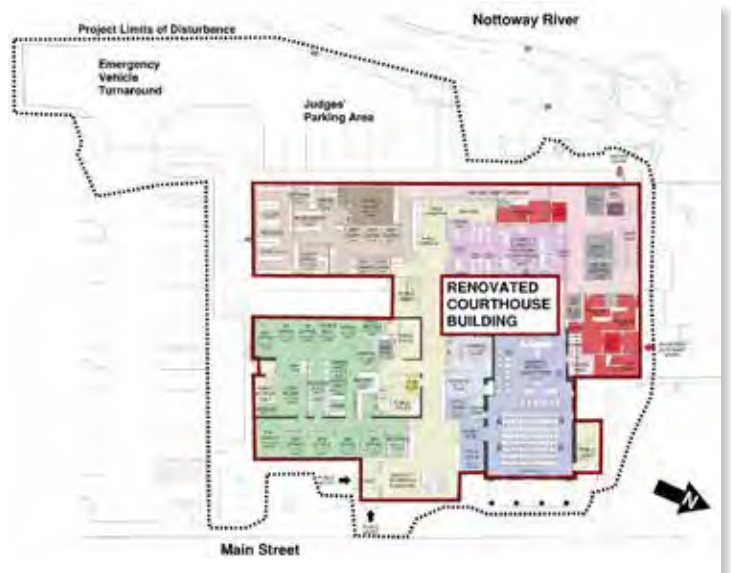


## SITE INTRODUCTION

The project area is located on Parcels 60A-1-1-19 and 60A-1-1-18 within the Town of Courtland in Southampton County, Virginia. Based on Southampton County GIS, the site (including both subject parcels) is zoned R-2. The address for the existing courthouse building is 22350 Main Street. The existing 62-space parking lot has a footprint of approximately 21,000 SF, which is located to the south of the building and occupies parcel 60A-1-1-19. The existing building has a footprint of approximately 14,000 SF and lies on parcel 60A-1-1-18. The proposed building footprint (at the time of this report) is anticipated to increase to approximately 20,000 SF; the net building square footage is anticipated to increase by approximately 16,000 SF, for a total building square footage of approximately 40,000 SF.



*Parcel map*



*Currently proposed limits of disturbance (based on final concept design)*

## PROPOSED SITE IMPROVEMENTS

Proposed site improvements include new sidewalks and parking areas, ADA routes, utility connections, and landscaping. A secure parking area and entry arrangement for the judges is a major component of the proposed site design. It is anticipated that the parking area for the judges will be located between the new building and the Nottoway River. Access to this new parking area will be achieved as a continuation from the existing parking lot drive aisle and is anticipated to have a gated/secured entrance. Based on site constraints, expansion of the existing parking lot to account for the increase in size of the building may not be possible and will likely require a waiver from Southampton County during site plan review. See sections below for more detailed descriptions of various site elements, including utilities.

## EROSION AND SEDIMENT CONTROL (ESC) & STORMWATER MANAGEMENT

The project limits of disturbance is anticipated to be under an acre but could exceed an acre depending on the final design arrangement of the site. If the project disturbs more than one acre of land, the project will require coverage under the General VPDES Permit for Discharges of Stormwater from Construction Activities (VAR10). Also, since this project is not located within a Chesapeake Bay Preservation Area (CBPA), stormwater management is not required unless the limits of disturbance exceed one acre. If required, stormwater management would require additional onsite detention and calculations to describe how the project handles both stormwater quantity and quality. Southampton County is the Virginia Stormwater Management Program (VSMP) authority and will review and approve the stormwater management plan for this project. This review will occur concurrently with the site plan review process.

ESC is required for projects with an associated limits of disturbance of at least 10,000 SF, which is the State's statutory limit. This project will require an ESC plan. The ESC plan approving authority is Southampton County's Department of Building Inspections. ESC plan review is also conducted concurrently with the site plan review process.



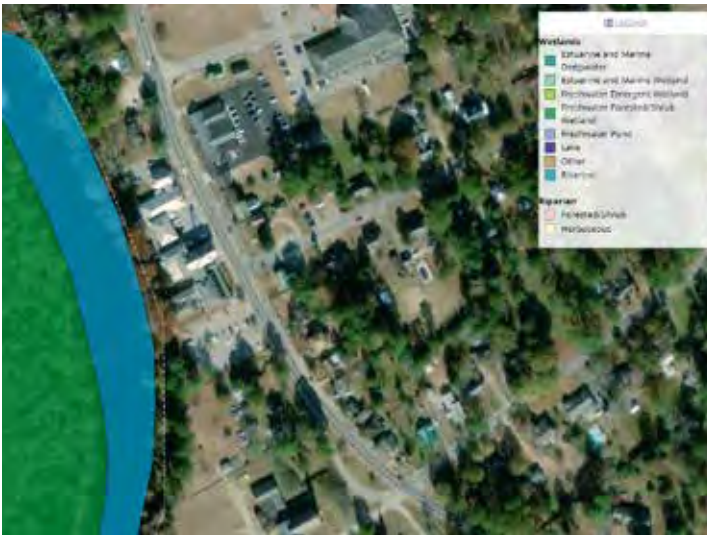


## ACCESSIBILITY

Accessibility requirements will need to be met from both the existing and new parking areas to the new building entrances. This includes provisions for accessibility from the judges' parking area to be located in the rear of the building. Defining the finished grade and accessible route in this area could be challenging given that the parking area will be located in the floodplain and filling operations will need to be avoided, if possible, in the floodplain.

## WETLANDS

There is no known presence of wetlands on the site. A desktop review of the U.S. Fish & Wildlife Service National Wetlands Inventory was performed and indicated no wetlands present on the site.



*Wetlands map indicates wetlands not present on the property*



*FEMA map shows the entire property within the 100-year floodplain*

## FEMA FLOODPLAIN

The FEMA map of the property shows the floodplain extending all the way to Main Street, meaning the entire site is essentially located within the 100-year floodplain.

Based upon recent survey/topographic mapping performed, however, the FEMA information is incorrect. The regulatory floodplain should follow the 23.5-ft contour (NAVD 88) located on the west side of the site, approximately 250' closer to the water's edge of the Nottoway River. This correction is to be made by submitting a Letter of Map Amendment (LOMA) to FEMA.

A LOMA is needed for this project prior to construction, as it is required by the County's floodplain ordinance. A LOMA is a straightforward adjustment of floodplain based on field survey. The process takes six months and there is no change to the Base Flood Elevation (BFE). A building addition cannot be placed in the floodplain as part of this process. A LOMA is not the correct "path" for compliance with the NFIP if a building addition is proposed within the floodplain.

If a building addition is proposed that would alter the regulatory floodplain/floodway location and/or elevation, then a Conditional Letter of Map Revision is required to be submitted and approved before construction. The Flood Rate Insurance Map (FIRM) is not changed with FEMA approval of the CLOMR. To change the FIRM takes 12 months and will require a conditional letter of map revisions (CLOMR) approval by FEMA prior to construction. Following construction, as-built information would be used to update the CLOMR to submit the LOMR. The approved LOMR is then considered the regulatory floodplain/floodway.

Where site improvements are within the floodplain (e.g., the potential location of the secure parking and accessible route to the secure entry door), we will need separate approval from the County for performing this work. Any change to the site grading within a floodplain requires floodplain review, but the level of scrutiny accompanying that review process depends entirely on the resultant earthwork calculations. One would expect the review process to be straightforward as long as the project results in a net cut condition within the floodplain. A net cut condition means that more earth is removed rather than added, thereby increasing the volume for containing floodwaters.

In general, the process for projects within the 100-year floodplain are as follows. Franklin City and Southampton County requires that all proposed development in the Special Flood Hazard Area, or the 100-year floodplain, be reviewed to determine compliance with the FEMA National Flood Insurance Program and the Floodplain District Ordinance. If the cost of reconstruction, rehabilitation, addition, or other improvements to a building equals or exceeds 50% of the building's market value, then the building must meet the same construction requirements as a new building, meaning that the structure may have to be elevated or flood-proofed below the 100-year floor level. When a permit is requested for an addition or improvements to an existing structure in the floodplain, the plan reviewers complete a worksheet to calculate the cost of the improvements. If the improvement value, including any donated labor or materials, equals or exceeds 50% of the market value provided by the Assessor or other approved source, the plan reviewer contacts the permit applicant and notifies them that the structure must be made compliant.

#### **SITE PLAN PERMITTING**

Southampton County and the City of Franklin work together for development. This project will require submittal of site plans to the Southampton County Department of Community Development for review and approvals. Proposed development will go through the Planning Commission for approval.



## BUILDING STRUCTURE

34	Overview
34	Description of the Building Structure
34	Deficiencies Observed
34	Conclusions



## **OVERVIEW**

Lynch Mykins was primarily responsible for this portion of the assessment to document the general conditions of the existing building structure. The assessment provided in this section is based on a limited visual observation. No existing structural drawings and only limited architectural drawings have been provided. The drawings reviewed as part of this assessment were limited to the renovation and addition drawings to the Southampton County Courthouse produced by Dewberry and Davis dated September 30, 1994. Most of the structure, other than the exterior walls, were covered by finishes that included hung and hard ceilings as well as roof and eave finishes. Finishes were not removed and no testing of materials or analysis of the structure was provided.

## **DESCRIPTION OF THE BUILDING STRUCTURE**

The courthouse property is comprised of a two-story 1834 courthouse building, a two-story 1960s administrative office addition adjacent to the courthouse, and a 1990s prisoner holding area added to the rear of the courthouse. Based on the period in which it was constructed, the courthouse is assumed to be composed of wood-framed roof and floor framing supported by brick masonry bearing walls. Due to the presence of finishes, however, this could not be verified. The remainder of the building is assumed to be constructed of a combination of wood- or steel-framed roofs and steel-framed floors supported by concrete masonry bearing walls. This assumption is based on the period in which the additions were constructed, the configuration of the roof, the observed structural framing above the ceiling in the second-floor hallway outside the courtroom, and the observed walls within the records room.

## **DEFICIENCIES OBSERVED**

The portions of structure observed – primarily on the exterior of the building – appeared to be in generally good condition. There were, however, some observed issues that were minor in nature, including the following:

- At the historic courthouse building, damaged brick and missing mortar were observed along the base of the three exterior walls. Refer to previous section “HISTORIC MASONRY.”
- Cracks were observed in the wood columns at the front of the historic courthouse building (refer to previous section “EXTERIOR MILLWORK”). Further investigation will be required to determine if the columns are structural or merely veneers concealing structural columns beneath.
- Building occupants noted that a swaying motion can often be felt on the second floor of the historic courthouse, especially when large vehicles are passing in the street outside. Regardless of other structural improvements made in the building, motion caused by vehicular traffic will likely continue because the historic mass walls will continue to transmit vibration from the ground.
- Existing columns in the first-floor courtroom enable concealed framing overhead to have a reduced depth. If the columns are reconfigured, the framing of the second floor may require partial reframing. If the columns are removed, the framing of the second floor will likely need to be deepened.

## **CONCLUSIONS**

The observed portions of the overall building structure appear to be in generally good condition, but large areas of the existing structure could not be reviewed due to the presence of existing finishes. The few observed issues appeared to be minor and will be addressed in future project phases.

The professional services for this portion of the report have been performed, the findings obtained, and the conclusions drawn in accordance with generally accepted structural engineering principles and practices. This report was limited to a cursory observation of the existing building. It is not intended to be a complete and comprehensive evaluation of the structure. Lynch Mykins Structural Engineers is not responsible for conclusions, opinions, or recommendations made by others based solely on the data presented herein. The conclusions contained herein are based solely on the information obtained during the performance of this report and represent a professional opinion based on this information and experience with similar conditions.

## BUILDING SYSTEMS

36	Plumbing Systems
37	Mechanical (HVAC) Systems
42	Electrical Systems
45	Fire Safety Systems
45	Security System





## PLUMBING SYSTEMS


Domestic water is supplied to the courthouse from the town water main (presumed to be located under Main Street). The water service enters the building and is then distributed to the domestic cold/hot water system throughout the building via copper piping. Hot water lines are showing signs of corrosion and water damage with visible pipes appearing discolored and water shut-off valves showing corrosion at seals and joints (photos P.1 & P.2). There is not a domestic hot water recirculating system.

Some bathrooms show signs of water leakage – e.g., the two restrooms in Witness Room 1. Rusting and water damage appear on the radiators and floor adjacent to water closets (photos P.3 & P.4).

An electric 40-gallon, 4.5 kW water heater provides domestic hot water for all fixtures in the Courthouse (photo P.5). Most of the visible domestic cold and hot water piping is copper and is not insulated.

The sanitary system is connected to the town's waste water system via cast-iron piping. Floor drains are present in all public restrooms and mop-sink closets. Utility sinks in janitorial spaces show wear and corrosion, similar to other fixtures in the building (photos P.6 & P.7).

Plumbing fixtures consist of flush valve water closets and urinals, wall-hung lavatories, and kitchen sinks. All fixtures appear to be of original construction vintage (c. 1960) or from the latest renovation in 1996. Many fixtures show signs of water damage and sediment buildup (photos P.8 – P.14). Few fixtures, if any, appear to meet current US EPA WaterSense standards – related to fixture performance goals for water efficiency. Many fixtures, especially those from the original construction, do not have any form of aerator insert (photo P.15).




*P.1 – Corroded pipe*



*P.2 – Corroded pipe*




*P.3 – Water damage, Witness Room restroom*



*P.4 – Water damage, Witness Room restroom*



*P.5 – Water heater nameplate*



*P.6 – Janitorial sink*




*P.7 – Janitorial sink*



*P.8 – Counter-mounted lavatory*



*P.9 – Corroded lavatory / faucet*



*P.10 – Corroded lavatory faucet*



*P.11 – Corroded lavatory faucet aerator*




*P.12 – Corroded flush valve*



*P.13 – Corroded lavatory faucet aerator*



*P.14 – Rusted flush valve*



*P.15 – Missing lavatory faucet aerator*

## **MECHANICAL (HVAC) SYSTEMS**

There are four (4) types of systems within the building, generally described as follows:

- Light commercial split system heat pump:
  - These indoor air handlers and outdoor condensing units are fairly new (~8 years old) and appear to be appropriately sized to handle the loads seen in the spaces they are conditioning (based on discussions with staff). With proper maintenance these units should perform well for the foreseeable future.
- Heating water with DX cooling:
  - Air handling units with heating water coils and DX cooling coils with remote condensing units These systems appear to be well maintained and appear functional, however they have exceeded their expected life expectancy by ~10 years.
- Two-pipe hydronic:
  - Air handling units with a single coil that utilizes either heating water (HW) or chilled water (CHW), depending on the season. These systems appear to be well maintained and appear functional, however they have exceeded their expected life expectancy by ~10 years. These units should be replaced.
  - Hydronic baseboard radiant heaters: While they appear functional, they have met their expected life expectancy.
  - Fuel oil cast iron boiler: This equipment is in good condition and appears to have remaining service life.
  - Reciprocating Chiller: The chiller has exceeded its life expectancy, and has been modified with an improvised “garden hose spray cooling” system to enhance its cooling capability.
- Exhaust: For restrooms and service spaces. Inspection of the fans was not possible during the building visit. It is expected they were installed in the mid-1990’s – thus are approximately 25 years old.

## MECHANICAL (HVAC) SYSTEMS (continued)

Conditioning of the various spaces is provided by indoor air-moving units and radiant baseboard wall heaters, as follows:

- Records Storage area: (2) 5-ton Trane light commercial split system heat pumps. The outdoor units are located in the small mechanical courtyard behind the Records Storage Room. The indoor units (HP-1 & HP-2) are located in the back corner of the Clerk's office adjacent to the Records Storage Room.
- Courtrooms: (2) 8.5-ton Carrier split system DX Cooling units with HW Heating. The outdoor units are located in the secure area behind the Deputy Clerks' offices (photo M.1). The indoor units (AHU-1 & AHU-6) are located in the basement adjacent to the Boiler Room (photos M.2 & M.3).
  - o Second Floor Courtroom: AHU-1 conditions this space.
  - o First Floor Courtroom and associated Attorney/Client Conference rooms: AHU-6 conditions these spaces.
- Throughout the Building:
  - o Nine (9) two pipe heating water / chilled water (HW/CW) air handling units.

AHU-2, AHU-9, and AHU-10 (photos M.4, M.5, M.6) are located in a Basement mechanical room.

AHU-3 and AHU-4 (photo M.7) are located in a mechanical closet adjacent to the public restrooms in the southwest wing of the First Floor.

AHU-7 and AHU-8 (photos M.8, M.9) are located in a mechanical closet in the southwest wing of the Second Floor, nearly directly above AHU-3 and AHU-4.

AHU-11 and AHU-12 are located in the Second Floor ceiling in the northeast wing of the building.
  - o Hydronic radiant baseboard heaters (photo M.10).
- Restrooms: There are five (5) exhaust fans – (4) are located in the ceiling above the 2nd floor and the fifth in the ceiling above the 1st floor.
- One (1) fuel oil boiler located in the Basement (photo M.12).
- One (1) reciprocating chiller is located in the small mechanical courtyard (photo M.12) located behind the Records Storage Room.



*M.1 – Carrier DX outdoor cooling units*



*M.2 – Air handling unit AHU-1*



*M.3 – Air handling unit AHU-3*





*M.4 – Air handling unit AHU-2*



*M.5 – Air handling unit AHU-9*



*M.6 – Air handling unit AHU-10*



*M.7 – Air-handling units AHU-3 and AHU-4*



*M.8 – Air handling unit AHU-7*



*M.9 – Air handling unit AHU-8*



*M.10 – Hydronic radiant baseboard heaters*



*M.11 – Fuel oil boiler & HW pump in basement*




*M.12 – Air-cooled reciprocating chiller*



*M.13 – Outside air lower*



*M.14 – Outside air lower*



*M.15 – Corridor used as return air plenum*

**MECHANICAL (HVAC) SYSTEMS (continued)**

*Ventilation and Exhaust*

- There are five (5) exhaust fans located within the building (restrooms and attic space).
- There is a ventilation (outside air) duct routed to the return plenums of AHU-9, AHU-11, and AHU-12. AHU-1 and AHU-6 in the Basement receive unconditioned outside air thru a building sidewall louver (photos M.13, M.14) which is connected to a common corridor by means of side wall dampers in the mechanical closets housing these AHUs. Although there is a path to get outside air to AHU-1 and AHU-6, the quantity each unit is actually receiving cannot be determined since there are not direct ducted connections to the AHUs. It does not appear that there is sufficient ventilation air entering the building to meet current ASHRAE guidelines.
- The building does not currently meet ASHRAE 62.1 guidelines for ventilation or exhaust. There are also locations where corridors are being used as return air plenums (photo M.15), which is not permitted in current codes due to hazards that could arise from smoke being drawn into an egress pathway should a fire occur.

*Controls*

- Each air handling unit has its own programmable style electronic thermostat.
- There is not a central control system that coordinates the operation of all HVAC equipment.

*Summary of Existing HVAC Equipment*

Tag	Unit Type	MFG Date	Location	Capacity (Tons)	Approx Age	ASHRAE Median Life Expectancy
CH-1	Air Cooled Reciprocating	1994	Outside	45	25	20

Tag	Unit Type	MFG Date	Location	MIN Efficiency	Net Output (BTUH)	Approx Age	ASHRAE Median Life Expectancy
B-1	Cast Iron Sectional	1994	Basement	0.8	770000	25	30-35

Tag	Unit Type	MFG Date	Location	CFM	HP	Approx Age	ASHRAE Median Life Expectancy
E F-1	Ceiling Exhaust Fan	1994	2nd Floor Judge Toilet	75	46W	25	25
E F-2	Inline Exhaust Fan	1994	2nd Floor Toilets	190	46W	25	25
E F-3	Inline Exhaust Fan	1994	1st Floor Toilets	150	53W	25	25
E F-4	Inline Exhaust Fan	1994	2nd Floor Toilets	100	53W	25	25
E F-5	Inline Exhaust Fan	1994	2nd Floor Toilets	130	53W	25	25

Tag	Unit Type	Mfg Date	Zone Served	Nominal Cooling Capacity (Tons)	Refrigerant Type	Nominal Heating Output (MBH)	Approx Age	ASHRAE Median Life Expectancy
AHU-1	Light Commercial with HW Heating and DX Cooling (Remote CU)	1994	2nd Floor Courtroom	8.7	R-22	170	25	15
AHU-2	Light Commercial with HW heating and CW Cooling (2-pipe)	1994	1st Floor Holding	1.85	-	30	25	20
AHU-3	Light Commercial with HW heating and CW Cooling (2-pipe)	Before 1994	1st Floor South West Wing		-		>25	20
AHU-4	Light Commercial with HW heating and CW Cooling (2-pipe)	Before 1994	1st Floor South West Wing		-		>25	20
HP-1	Light Commercial with DX Heat Pump (Remote HP)	2012	1st Floor Records		R-410A		8	15
HP-2	Light Commercial with DX Heat Pump (Remote HP)	2012	1st Floor Records		R-410A		8	15
AHU-6	Light Commercial with HW Heating and DX Cooling (Remote CU)	1994	1st Floor Courtroom	8.7	R-22	170	25	15
AHU-7	Light Commercial with HW heating and CW Cooling (2-pipe)	Before 1994	2nd Floor South West Wing		-		>25	20
AHU-8	Light Commercial with HW heating and CW Cooling (2-pipe)	Before 1994	2nd Floor South West Wing		-		>25	20
AHU-9	Light Commercial with HW heating and CW Cooling (2-pipe)	1994	1st Floor North West Wing	4.8	-	55	25	20
AHU-10	Light Commercial with HW heating and CW Cooling (2-pipe)	1994	1st Floor Waiting	2.5	-	32.5	25	20
AHU-11	Light Commercial with HW heating and CW Cooling (2-pipe)	1994	2nd Floor Judge	2.6	-	38.5	25	20
AHU-12	Light Commercial with HW heating and CW Cooling (2-pipe)	1994	2nd Floor North West Wing	4.2	-	35	25	20

## ELECTRICAL SYSTEMS

The building is served by Dominion Energy via a 300-kVA pad mounted utility transformer (photo E.1) located at the northwest corner in the fenced yard behind the main Courthouse. A 208Y/120V, 3-phase service from the transformer feeds into a CT cabinet and meter (photo E.2) located on the exterior wall of Judge room 113. Service conductors from the CT cabinet are then routed through the crawlspace beneath the Records room and then feed into a 1200A GE main distribution panel MDP-1 (photo E.3) located in the Basement – this arrangement does not include a main service disconnect where the service conductors enter the building as required by NEC 2014 article 230.71.

MDP-1 is main lugs only, rated 1200A and has six breakers that act as service disconnect breakers. This multi-main configuration of a maximum of six main disconnects is permitted by NEC 230.70. As such, no additional branch breakers can be added to MDP-1. The panel lacks labeling to indicate that each breaker functions as a service disconnect. Breakers with amps-poles ratings indicated serve the loads as follows:

- MDP2 – 400A/3P
- Air-cooled Chiller – 250A/3P
- Elevator machinery – 100A/3P for 20hp, 175A/3P for 40 hp
- Condensing Units CU-1 and CU-2 – (1) 60A/3P for each

Arc flash warning labels are not affixed to any of the power distribution equipment. Labels stating shock and flash protection should be affixed to all equipment that may require servicing or adjusting while energized. Both distribution panels MDP1 and MDP2 were installed in 1995 – both appear to be in serviceable condition; and new breakers are still available for this vintage GE equipment.

MDP-2 is located in the Basement and houses the breakers for branch panels P100 through P600.

- Panel P100: 225A mains, 3-phase, 4-wire, 208Y/120 volt GE panelboard with . Surface mounted in the basement. Houses the branch breakers for the pumps, AHUs, and fire alarm control panel. Installed in 1995, this panelboard appears to be in serviceable condition (photo E.4).
- Panel P200: 200A, 1-phase, 3-wire, 120/240 volt Federal Pacific Electrical Company panelboard recessed mounted in Consultation Room C. Although no panel directory is available on the panel, the electrical drawings show P200 housing the branch breakers for the court room's lights and receptacles. Installed in 1995, this panelboard appears to be in poor condition (photo E.5).
- Panel P300: 225A, 3-phase, 4-wire, 208Y/120 volt GE panelboard. Recessed mounted in the Circuit Court Clerk's offices room 139. Houses the branch breakers for lights and receptacles for the Clerk's offices. Installed in 1995, this panelboard appears to be in good condition (photo E.6).
- Panel P300A: 200A, 3-phase, 4-wire, 208Y/120 volt Siemens load center. Surface mounted in the Circuit Court Clerk's office room 139. Houses the branch breakers for the server room, receptacles and HVAC units for the clerks, record and server rooms. This panelboard appears to be in good condition (photo E.7).
- Panel P400: 225A, 3 phase, 4 wire, 208Y/120 volt GE panelboard. Surface mounted in the second floor janitor's closet in room J213. Houses the branch breakers for lights and receptacles for the second floor court room and waiting rooms. Installed in 1995, this panelboard appears to be in serviceable condition (photo E.8).
- Panel P500: 225A, 3 phase, 4 wire, 208Y/120 volt GE panelboard. Surface mounted in the second floor janitor's closet room J217. Houses the branch breakers for electric dehumidifiers and lights and receptacles for rooms 202-207. Installed in 1995, this panelboard appears to be in serviceable condition (photo E.9).
- Panel P600: 225A, 3 phase, 4 wire, 208Y/120 volt, main lug only GE panelboard. Recessed mounted In the first floor General District Clerk's Offices in room 109. Houses the branch breakers for lights and receptacles for rooms 101-120. Installed in 1995, this panelboard appears to be in good condition (photo E.10).



Interior lighting consists of an assortment of fixtures that utilize T12 and T8 linear fluorescent lamps (photos E.11, E.12, E.13) controlled by local switches. Some of the bathroom vanities are missing lenses which can create a harsh lighting environment. The courtroom lighting consists of globe pendants with compact fluorescent lamps (photo E.14). Incandescent exit signs were noted during the site observations (photo E.15). Lighting levels were taken around the building and appear to be adequate with a few exceptions. Lighting levels were measured as 53 lux (5 foot-candles) in the Attorney/Client Conference Room (photo E.16) and 432 lux (4 foot-candles) in Private Hearings 114 (photo E.17). The exterior lighting consists of a mixture of LED wall-mounted fixtures on the south side of the building (photo E.18) along with compact fluorescents located in the breezeway.

Receptacles in various parts of the building were tested and noted to be properly grounded and in acceptable condition (photo E.19). In the courtroom, three-way outlet wall plugs were in use during the site observations (photo E.20). Two vending machines were also noted in the entry of the stairwell next to the mechanical room entrance (photo E.22), and appliances in the Commonwealth Attorney’s office. Two elevator machinery systems and electrical disconnects were observed to be in good condition (photos E.23, E.24).

Also noted were a stair wheelchair lift at the front of the Circuit Court Clerk’s offices (photo E.25), a data closet in Deputy Clerk’s Office 140 (photo E.26), and a computer server in the upstairs Conference Room 2 (photo E.27)

No lightning protection is installed on the courthouse.



**E.1 – 3000 KVA pad-mounted transformer**



**E.2 – CT cabinet/meter for 208Y/120V, 3Ø service**




**E.3 – Basement: 1200A Main Distribution Panel 1 (MDP1) & 400A Main Distribution Panel 2 (MDP2)**



**E.4 – Basement: Panel 100, 225A, 3Ø, 4 wire, 208Y/120V**



**E.5 – Panel 200: 200A, 1Ø, 3 wire, 120/240V**



**E.6 – Panel 300: 225A, 3 Ø, 4 wire, 208Y/120V**



*E.7 – Panel 300A: 200A, 3Ø, 4 wire, 208Y/120V*



*E.8 – Panel 400: 225A, 3Ø, 4 wire, 208Y/120V*



*E.9 – Panel 500: 225A, 3Ø, 4 wire, 208Y/120V*



*E.10 – Panel 600: 225A, 3Ø, 4 wire, 208Y/120V*



*E.11 – Bathroom: T12 linear fluorescent*



*E.12 – Records Room: T8 linear fluorescent light fixtures*



*E.13 – T8 linear fluorescent fixture*



*E.14 – Courtroom: Globe pendants with compact fluorescent lamps*



*E.15 – Incandescent exit sign with emergency lamps*



*E.16 – Attorney/Client Conference 1: Light level reading of 53 lux (5 fc)*



*E.17 – Private Hearings 114: Light level reading of 432 lux (4 fc)*



*E.18 – Exterior: Wall-mounted LED*



*E.19 – Properly grounded receptacle*





*E.20 – Two 3-way outlet wall plugs*



*E.21 – Stairwell Entry: Vending machines*



*E.22 – Commonwealth's Attorney's Office: Appliances*



*E.23 – Montgomery KONE Elevator #1, 40HP motor*



*E.24 – Montgomery KONE Elevator #2, 20HP motor*



*E.25 – Wheelchair lift, front of Circuit Court Clerk's offices*



*E.26 – Deputy Clerks 140: Data closet*



*E.27 – Computer servers, Upstairs Conference Room 2*



*E.28 – Fire alarm control panel, security panel, and digital alarm communicator transmitter*



*E.29 – 15/75 candela fire alarm strobe*

## **FIRE SAFETY SYSTEMS**

The Fire Control Instruments 7200 Series fire alarm control panel (FACP) and Silent Knight fire alarm digital alarm communicator transmitter (DACT) are of 1995 vintage and located in the Basement mechanical room (photo E.28). Fire alarm strobes with a 15/75 candela rating were noted in acceptable condition (photo E.29). Fire alarm system devices consist of pull stations and strobes in hallways and means of egress, and smoke detectors located in the Records Room and mounted in the ducts.

The building does not have a fire suppression system.

## **SECURITY SYSTEM**

The security panel is an Optex Morse but is not currently in use. This panel is located next to the fire alarm control panel in the Basement.



# APPENDIX A

Hazardous Materials Report





*Environmental Consulting Services*

7834 Forest Hill Avenue, Suite 7, Richmond, Virginia 23225  
ph 804.716.0560 fax 804.918.7098 web FranceEnv.com

April 29, 2020

**Glavè & Holmes Architecture**  
2101 East Main Street  
Richmond, Virginia 23223

ATTN: Katherine Hershey  
Project Architect

RE: Asbestos Survey Report  
**Southampton Courthouse Entire Building**  
22350 Main Street  
Courtland, Virginia 23837  
FEI Project Number: FEI-20AL114

Dear Ms. Hershey:

In accordance with France Environmental, Inc. (FEI's) and Glavè & Holmes Architecture Contract, dated February 25, 2020, France Environmental, Inc. (FEI) has performed asbestos testing at the above referenced commercial building. The results of this testing conducted on March 30, 2020 and April 10, 2020, can be found in the accompanying report.

We appreciate this opportunity to provide professional services for this project. If we can be of further assistance or if you have any questions concerning this report, please do not hesitate to call us at 804-716-0560.

Respectfully submitted,

**FRANCE ENVIRONMENTAL, INC.**

A handwritten signature in black ink that reads "Andrew Baird".

Andrew H. Baird  
Asbestos Inspector

A handwritten signature in black ink that reads "Micheal D. Allshouse".

Micheal D. Allshouse  
Asbestos Inspector

A handwritten signature in black ink that reads "Robert Worrell".

Robert Worrell  
Project Manager



# **ASBESTOS SURVEY REPORT**

CONDUCTED AT:

**SOUTHAMPTON COURTHOUSE  
ENTIRE BUILDING  
22350 MAIN STREET  
COURTLAND, VIRGINIA 23837**



PREPARED FOR:

**GLAVE & HOLMES ARCHITECTURE  
2101 EAST MAIN STREET  
RICHMOND, VIRGINIA 23223**

PREPARED BY:

**FRANCE ENVIRONMENTAL, INC.  
7834 FOREST HILL AVENUE  
SUITE 7  
RICHMOND, VIRGINIA 23225  
(804) 716.0560 (PHONE)  
(804) 918.7098 (FAX)**

FEI PROJECT NO. FEI-20AL114

APRIL 29, 2020

**TABLE OF CONTENTS**

**INTRODUCTION ..... 1**

**SCOPE OF SERVICES ..... 2**

**METHODOLOGY ..... 4**

**FINDINGS..... 5**

**SAMPLED MATERIAL SUMMARY CHARTS..... 8**

**BULK SAMPLE SUMMARY SHEETS ..... 17**

**APPENDICES**

**APPENDIX I - LABORATORY ANALYSIS REPORT**

**APPENDIX II – SAMPLE LOCATION DRAWINGS**

**APPENDIX III – PHOTOGRAPHIC LOG OF ASBESTOS-CONTAINING MATERIALS**

**APPENDIX IV – INSPECTOR LICENSE(S)**

# INTRODUCTION

---

## **GENERAL INFORMATION:**

France Environmental, Inc. (FEI) was retained by Glavè & Holmes Architecture to conduct a comprehensive sampling survey for suspect asbestos-containing building materials (ACBMs) at the Southampton Courthouse Building, which is located at 22350 Main Street in Courtland, Virginia. This survey included all levels of the building. FEI's scope of work included a survey of the interior and exterior of the structure, including all roof levels. The building has a varied construction history which took place in the 1990's, 1960's, and the historic courthouse building completed in 1752. FEI Asbestos Inspector, Mr. Andrew H. Baird and Mr. Micheal D. Allshouse (Virginia Asbestos Inspector License Number 3303002589 and 3303003902, respectively) conducted the fieldwork on March 30, 2020 and April 10, 2020.

## **AUTHORIZATION:**

Authorization to perform this testing was given in the form of France Environmental, Inc. (FEI's) and Glavè & Holmes Architecture Contract, dated February 25, 2020. Access to the building was provided by employees inside same. Testing was conducted during both during and after normal business hours. The subject area was occupied at the time of the inspection.

## **PURPOSE:**

The purpose of the comprehensive survey was to provide general information for the subject area regarding the presence of accessible and/or exposed building materials that commonly contain asbestos materials prior to the proposed renovation activities.

## **WARRANTY:**

The field and laboratory results reported herein are considered sufficient in detail and scope to determine the presence of accessible and/or exposed suspect asbestos-containing building materials in the subject area. FEI warrants that the findings contained herein have been prepared in general accordance with accepted professional practices at the time of its preparation, as applied by similar professionals in the community.

Changes in the state of the art or in applicable regulations cannot be anticipated and have not been addressed in this report.

The survey and analytical methods have been used to provide the Client with information regarding the presence of accessible and/or exposed suspect asbestos containing building materials existing in the subject area at the time of the inspection. Test results are valid only for the material tested. There is a distinct possibility that conditions may exist which could not be identified within the scope of the study or which were not apparent during the site visit. This inspection covered only those areas that were exposed and/or physically accessible to the inspector. The study is also limited to the information available from the Client at the time it was conducted.

No other warranties are implied or expressed.

## SCOPE OF SERVICES

---

A visual inspection and sampling survey were conducted in general accordance with the Environmental Protection Agency's (EPA) guidelines. FEI collected at least one (1) bulk sample, but not more than three (3) bulk samples from each homogenous material to determine the presence of suspect ACBMs, which were accessible and/or exposed at the Southampton Courthouse Building located in Courtland, Virginia.

Bulk samples obtained from the subject property were analyzed at a National Voluntary Laboratory Accreditation Program (NVLAP) accredited laboratory. The laboratory utilized Polarized Light Microscopy (PLM) with dispersion staining to analyze the samples. FEI instructed the laboratory to conduct first positive stop bulk sample analysis. The results of the analysis are summarized in the findings of this report and Appendix I.

In addition to the sample results, the survey report will identify the Category and Condition of each homogenous area sampled to assist in the determination of regulated vs. non-regulated asbestos-containing material (ACM).

***Regulated Asbestos-Containing Material (RACM) means:***

- (a) Friable asbestos material,
- (b) Category I nonfriable ACM that has become friable,
- (c) Category I nonfriable ACM that will be or has been subjected to sanding, grinding, cutting, or abrading, or
- (d) Category II nonfriable ACM that has a high probability of becoming or has become crumbled, pulverized, or reduced to powder by the forces expected to act on the material in the course of demolition or renovation operations regulated by this subpart.

***Category I Nonfriable Asbestos-Containing Material (ACM) means:***

- Asbestos-containing packings, gaskets, resilient floor covering, and asphalt roofing products containing more than 1 percent asbestos as determined using the methods specified in appendix E, subpart E, 40 CFR part 763, section 1, Polarized Light Microscopy.

***Resilient Floor Covering means:***

- Asbestos-containing floor tile, including asphalt and vinyl floor tile, and sheet vinyl floor covering containing more than 1 percent asbestos as determined using the methods specified in appendix E, subpart E, 40 CFR part 763, section 1, Polarized Light Microscopy.

***Category II Nonfriable Asbestos-Containing Material (ACM) means:***

- Any material, excluding Category I nonfriable ACM, containing more than 1 percent asbestos as determined using the methods specified in appendix E, subpart E, 40 CFR part 763, section 1, Polarized Light Microscopy that, when dry, cannot be crumbled, pulverized, or reduced to powder by hand pressure.

***In Poor Condition means:***

- The binding of the material is losing its integrity as indicated by peeling, cracking, or crumbling of the material.

***In Good Condition means:***

- The material is intact and the binding of the material is not losing its integrity.

Refer to the Sampled Material Data Summary Charts, which will indicate each building material sampled category, condition and the locations of the materials at the building.

## METHODOLOGY

---

### ***SURVEY METHODOLOGY:***

#### ***Inspection Procedures***

The comprehensive asbestos survey was performed by EPA-accredited and Virginia-licensed inspectors. An initial building walk-through was conducted to determine the presence of suspect materials that were accessible and/or exposed. Materials that were similar in general appearance were grouped into homogeneous sampling areas.

#### ***Sampling Procedures***

Following the walk-through, the inspectors collected samples of selected materials identified as suspect ACM. Sampling was limited to those materials that were accessible and did not involve destruction of walls, other building elements, physical barriers, or the structural integrity of the item being tested.

Sampling was conducted in general accordance with the sampling requirements outlined in the EPA Asbestos Hazard Emergency Response Act (AHERA) regulation. Sample locations were chosen to be representative of the homogeneous sampling area. While an effort was made to collect samples randomly, samples were taken preferentially from previously damaged areas, or areas that were the least visible to minimize noticeable damage to the material.

### ***LABORATORY METHODOLOGY:***

#### ***Method of Analysis***

Analysis was performed by using the bulk sample for visual observation and slide preparation(s) for microscopic examination and identification. The samples were mounted on slides and then analyzed for asbestos (chrysotile, amosite, crocidolite, anthophyllite, and actinolite/tremolite), fibrous non-asbestos constituents (mineral wool, paper, etc.) and nonfibrous constituents. Asbestos is identified by PLM for this method. The same method was used to identify the non-asbestos constituents.

The microscopist visually estimated relative amounts of each constituent by determining the volume of each constituent in proportion to the total volume of the sample, using a stereoscope.



### **GENERAL SUMMARY:**

ACBMs **were** identified at the Southampton Courthouse Building in Courtland, Virginia.

A material is considered by the EPA and the Commonwealth of Virginia to be an ACM if at least one (1) sample collected from a multi-sample group contains asbestos in an amount greater than one percent (>1%). If a sample results in a trace of asbestos ( $\leq 1\%$ ), this material is not considered an ACM according to EPA's definition. However, additional worker protection, air monitoring, and worker general awareness training may be required during any renovation or demolition activities in accordance with Occupational Safety and Health Administration (OSHA) asbestos regulations.

The EPA National Emission Standards for Hazardous Air Pollutants (NESHAP) regulation for asbestos, requires that each owner or operator of a demolition or renovation activity, involving Regulated Asbestos Containing Material (RACM) remove all such material from a facility being demolished or renovated before any activity begins that would break up, dislodge, or similarly disturb the material or preclude access to the material for subsequent removal.

### **BUILDING DESCRIPTIONS:**

The Southampton Courthouse Building consists of a two-story, brick and cement block construction building. The original building is the Historic Court House, then in the 1960's a two-story section was added with offices, followed by the addition of 1990's 2-story section with offices and inmate holding cells. A basement is located under both the 1960's and 1990's sections. Additionally, there is a partial crawlspace vault in the 1990's section where the sump pump is located. There are multiple roof sections with the Historic Courthouse section having a slate roof and asphalt shingle roofing on the other sections. A section of metal roof was located in the 1990 section.

### **INSPECTION RESULTS:**

#### **Structural – All Built Dates**

No spray-on fireproofing was observed.

#### **Mechanical – Historic Courthouse**

No mechanical suspect asbestos containing materials were observed.

#### **Finishes – Historic Courthouse**

The following suspect asbestos containing materials were sampled during the course of this inspection: Textured ceiling plaster, carpet glue with underlying black mastic, wall plaster with both skim & brown coat, wall drywall, exterior window caulk/glazing, exterior square/round column caulk, and exterior door caulk.

Asbestos was detected in the samples collected from the following finishes:

- **White Textured Ceiling Plaster – Both Floors**

- **Black Mastic** (underlying associated Yellow Carpet Glue) – **Both Floors**

### **Roof – Historic Courthouse**

No samples were collected. **Assumed asbestos containing roof felt paper** might be located under the slate roof, but could not be sampled without potential damage to the slate roof.

### **Mechanical – 1960's**

The following suspect asbestos containing materials were sampled during the course of this inspection: Various duct mastics on both the metal duct and associated fiberglass insulation, various mastics on fiberglass pipe insulation, black mastic associated with 4" outside diameter (O.D.) fiberglass insulated pipe, and various exterior fiberglass pipe insulation mastic.

None of these suspected asbestos containing materials tested positive for asbestos.

### **Finishes – 1960's**

The following suspect asbestos containing materials were sampled during the course of this inspection: Various 2x2 foot lay-in ceiling tiles, wall drywall with joint compound, 4-inch vinyl cove base with mastic, Interior window glazing/caulking, various 12"x12" vinyl floor tile with associated mastic, ceiling drywall with joint compound, carpet glue with underlying black mastic, various sink mastic coatings, interior wall caulk, rolled resilient sheet flooring with associated mastic, ceiling plaster with both skim & brown coat, 9x9 inch vinyl floor tile with mastic, various interior door/window caulk, smooth ceiling plaster with both skim & brown coat, textured ceiling plaster, mastic on brick wall, I-Beam/Wall mastic, exterior door caulk, exterior window caulk, building seam caulk associated with aggregate panels, and expansion joint material.

Asbestos was detected in the samples collected from the following finishes:

- **Black Mastic** associated with White 12-inch Vinyl Floor Tile – **Limited areas throughout both floors.**
- **Black Mastic** associated with Yellow Carpet Glue – **Limited areas throughout both Floors.**
- **Cream Wall Caulk – 2<sup>nd</sup> Floor**
- **Black Mastic** associated with White Rolled Resilient Sheet Flooring – **2<sup>nd</sup> Floor Restroom and Storage Room**
- **Gray 9-inch Vinyl Floor Tile with associated Black Mastic – 1<sup>st</sup> Floor**
- **Gray Interior Door/Window Caulk – 1<sup>st</sup> Floor**
- **White Textured Ceiling Plaster - 1<sup>st</sup> Floor, Passage Connection, Under Stairs**

### **Roof – 1960's**

The following suspect asbestos containing materials were sampled during the course of this inspection: Asphalt roof shingle with felt paper, and roof flashing caulk.

None of these suspected asbestos containing materials tested positive for asbestos.

### **Mechanical – 1990's**

No mechanical suspect asbestos containing materials were observed.

## **Finishes – 1990's**

The following suspect asbestos containing materials were sampled during the course of this inspection: Carpet adhesive, 4-inch vinyl cove base with mastic, wall drywall with joint compound, textured ceiling coating on concrete, stair tread with associated mastic, Sink mastic coating.

None of these suspected asbestos containing materials tested positive for asbestos.

## **Roof – 1990's**

The following suspect asbestos containing materials were sampled during the course of this inspection: Asphalt roof shingle with felt paper, roof flashing caulk, metal roof seam sealant.

None of these suspected asbestos containing materials tested positive for asbestos.

Refer to both the Sampled Material Data Summary Charts and the Bulk Sample Summary Sheets for additional information on sample locations and their results. Refer to Appendix I for copies of the Laboratory Reports. Refer to Appendix II for copies of Sample Location Drawings. Refer to Appendix III for copies of the Photographic Log of all asbestos-containing building materials found during the course of this inspection.

The OSHA Asbestos in Construction Standard (29 CFR 1926.1101) regulates the disturbance of Asbestos containing materials during construction activities including renovation or demolition. The abatement of surfacing material such as textured ceiling plaster is considered Class 1 asbestos work. While the abatement of floor tile, floor mastic, and various caulks would be considered Class II asbestos work under the OSHA standard.

The Virginia Department of Labor and Industry (DOLI) requires a twenty-day advance written notification prior to conducting asbestos abatement involving 10 square feet or more, or 10 linear feet or more of ACM. Only asphaltic roofing, resilient flooring, and siding are exempt from the notification requirement and only as long as the materials remains non-friable during the course of removal.

## SAMPLED MATERIAL DATA SUMMARY CHART

TESTED FOR: Glavè & Holmes Architecture  
2101 East Main Street  
Richmond, Virginia 23223

PROJECT: **Southampton Courthouse Building Renovation Project**  
22350 Main Street, Richmond, Virginia  
FEI PROJECT NO: FEI-20AL114  
INSPECTOR(s): Andrew H. Baird and Micheal Allshouse  
INSPECTION DATE(s): March 30, 2020 and April 10, 2020

### Structural – Historic Courthouse

All quantities are approximate

MS GROUP	DESCRIPTION	ASBESTOS YES/NO	LOCATION	TOTAL QUANTITY	CATEGORY	CONDITION
N/A	N/A	N/A	N/A	N/A	N/A	N/A

### Mechanical – Historic Courthouse

All quantities are approximate

MS GROUP	DESCRIPTION	ASBESTOS YES/NO	LOCATION	TOTAL QUANTITY	CATEGORY	CONDITION
N/A	N/A	N/A	N/A	N/A	N/A	N/A

### Finishes – Historic Courthouse

All quantities are approximate

MS GROUP	DESCRIPTION	ASBESTOS YES/NO	LOCATION	TOTAL QUANTITY	CATEGORY	CONDITION
2K	White Textured Ceiling Plaster	YES	1 <sup>st</sup> - 2 <sup>nd</sup> Floor - Throughout	3,528 sq. ft.	Friable	Good
2L	Black Mastic Associated with Yellow Carpet Glue	YES	1 <sup>st</sup> - 2 <sup>nd</sup> Floor - Throughout	3,528 sq. ft.	Category I	Good
2M	White Wall Drywall with Wall Plaster with Brown Coat	NO	1 <sup>st</sup> - 2 <sup>nd</sup> Floor - Throughout	N/A	N/A	N/A
2Q	White Exterior Window Caulk	NO	Throughout	N/A	N/A	N/A
2R	White Exterior Window Glazing	NO	Throughout	N/A	N/A	N/A
2S	White Exterior Square Column Caulk	NO	Front Entrance	N/A	N/A	N/A
2T	White Exterior Round Column Caulk	NO	Front Entrance	N/A	N/A	N/A
2U	White Exterior Door Caulk	NO	All Entrances	N/A	N/A	N/A

Sq. Ft. = Square Feet

Ln. Ft. = Linear Feet

N/A = Not Applicable

**Note: FEI has intended to offer estimates of asbestos-containing materials (ACMs) identified during this Asbestos Survey for budgetary estimating purposes. The locations and quantities presented are only inclusive of the area surveyed by the inspector. FEI does not guarantee and/or warranty the estimates and discourages the use of these estimates as the only source for submitting construction bids. Instead, the locations and estimated quantities of materials presented above should be field verified by the one preparing each bid**

## SAMPLED MATERIAL DATA SUMMARY CHART

TESTED FOR: Glavè & Holmes Architecture  
 2101 East Main Street  
 Richmond, Virginia 23223

PROJECT: **Southampton Courthouse Building Renovation Project**  
 22350 Main Street, Richmond, Virginia  
 FEI PROJECT NO: FEI-20AL114  
 INSPECTOR(s): Andrew H. Baird and Micheal Allshouse  
 INSPECTION DATE(s): March 30, 2020 and April 10, 2020

### Roofing – Historic Courthouse

All quantities are approximate

MS GROUP	DESCRIPTION	ASBESTOS YES/NO	LOCATION	TOTAL QUANTITY	CATEGORY	CONDITION
N/A	Black Roof Felt Paper	ASSUMED	Under Slate Roof	1,980 sq. ft.	N/A	N/A

Sq. Ft. = Square Feet

Ln. Ft. = Linear Feet

N/A = Not Applicable

*Note: FEI has intended to offer estimates of asbestos-containing materials (ACMs) identified during this Asbestos Survey for budgetary estimating purposes. The locations and quantities presented are only inclusive of the area surveyed by the inspector. FEI does not guarantee and/or warranty the estimates and discourages the use of these estimates as the only source for submitting construction bids. Instead, the locations and estimated quantities of materials presented above should be field verified by the one preparing each bid*

### SAMPLED MATERIAL DATA SUMMARY CHART

TESTED FOR: Glavè & Holmes Architecture  
2101 East Main Street  
Richmond, Virginia 23223

PROJECT: **Southampton Courthouse Building Renovation Project**  
22350 Main Street, Richmond, Virginia  
FEI PROJECT NO: FEI-20AL114  
INSPECTOR(s): Andrew H. Baird and Micheal Allshouse  
INSPECTION DATE(s): March 30, 2020; and April 10, 2020

**Structural – 1960’s Section**

All quantities are approximate

MS GROUP	DESCRIPTION	ASBESTOS YES/NO	LOCATION	TOTAL QUANTITY	CATEGORY	CONDITION
N/A	N/A	N/A	N/A	N/A	N/A	N/A

**Mechanical – 1960’s Section**

All quantities are approximate

MS GROUP	DESCRIPTION	ASBESTOS YES/NO	LOCATION	TOTAL QUANTITY	CATEGORY	CONDITION
P	Gray Duct Mastic on Metal	NO	Throughout Mechanical Rooms	N/A	N/A	N/A
Q	Cream Pipe Mastic on Fiberglass Insulation	NO	Throughout Mechanical Rooms	N/A	N/A	N/A
W	4” O.D. Pipe Fiberglass Pipe Insulation with Black Mastic	NO	Throughout	N/A	N/A	N/A
Y	White Pipe Mastic on Fiberglass Insulation	NO	Throughout Mechanical Rooms	N/A	N/A	N/A
2D	Gray Duct Mastic on Metal	NO	Throughout Basement Mechanical Room	N/A	N/A	N/A
2E	Cream Pipe Mastic on Fiberglass Insulation	NO	Throughout Basement Mechanical Room	N/A	N/A	N/A
2F	Tan Duct Mastic on Metal	NO	Throughout Basement Mechanical Room	N/A	N/A	N/A
2G	4” O.D. Pipe Fiberglass Pipe Insulation with Black Mastic	NO	Throughout Basement Mechanical Room	N/A	N/A	N/A
2I	White Duct Mastic on Metal/Fiberglass Insulation	NO	Throughout Basement Mechanical Room	N/A	N/A	N/A
3B	White Exterior Pipe Insulation Mastic	NO	Mechanical Equipment Pad	N/A	N/A	N/A
3C	Black Exterior Pipe Insulation Mastic	NO	Mechanical Equipment Pad	N/A	N/A	N/A

Sq. Ft. = Square Feet

Ln. Ft. = Linear Feet

N/A = Not Applicable

**Note:** FEI has intended to offer estimates of asbestos-containing materials (ACMs) identified during this Asbestos Survey for budgetary estimating purposes. The locations and quantities presented are only inclusive of the area surveyed by the inspector. FEI does not guarantee and/or warranty the estimates and discourages the use of these estimates as the only source for submitting construction bids. Instead, the locations and estimated quantities of materials presented above should be field verified by the one preparing each bid.



## SAMPLED MATERIAL DATA SUMMARY CHART

TESTED FOR: Glavè & Holmes Architecture  
2101 East Main Street  
Richmond, Virginia 23223

PROJECT: **Southampton Courthouse Building Renovation Project**  
22350 Main Street, Richmond, Virginia  
FEI PROJECT NO: FEI-20AL114  
INSPECTOR(s): Andrew H. Baird and Micheal Allshouse  
INSPECTION DATE(s): March 30, 2020; and April 10, 2020

### Finishes – 1960's Section

All quantities are approximate

MS GROUP	DESCRIPTION	ASBESTOS YES/NO	LOCATION	TOTAL QUANTITY	CATEGORY	CONDITION
A	White 2'x2' Chicken Scratch Lay-in Ceiling Tile	NO	Throughout Both Floors	N/A	N/A	N/A
B	White Wall Drywall with White Joint Compound	NO	Throughout Both Floors	N/A	N/A	N/A
C	Gray 4" Vinyl Cove Base with Cream Mastic	NO	Throughout Both Floors	N/A	N/A	N/A
D	Gray Interior Window Glazing	NO	Throughout Both Floors	N/A	N/A	N/A
E	Gray Interior Window Caulk	NO	Throughout Both Floors	N/A	N/A	N/A
F	White 12"x12" Vinyl Floor Tile (VFT) with <b>Black Mastic</b>	<b>YES-MASTIC</b>	<b>1<sup>st</sup> Floor – Stair #2 Foyer, 132A, 136A-B, 129, 129B-C, and 142</b> <b>2<sup>nd</sup> Floor – 233, 233A, 219, Women's Restroom and Passage Connection Hallway Ramp</b>	<b>1,840 sq. ft.</b>	<b>Category I</b>	<b>Good</b>
G	White Ceiling Drywall with White Joint Compound	NO	1 <sup>st</sup> Floor – 136A-B, and 129C 2 <sup>nd</sup> Floor -	N/A	N/A	N/A
H	Yellow Carpet Glue with <b>Black Mastic</b>	<b>YES-MASTIC</b>	<b>1<sup>st</sup> Floor – Common Wealth Attorney Suite</b>	<b>800 sq. ft.</b>	<b>Category I</b>	<b>Good</b>
I	White Ceiling Plaster with Ceiling Drywall	NO	Throughout Both Floors	N/A	N/A	N/A
J	Gray Sink Mastic Coating	NO	2 <sup>nd</sup> Floor – 223A	N/A	N/A	N/A
K	Yellow Carpet Glue with <b>Black Mastic</b>	<b>YES-MASTIC</b>	<b>2<sup>nd</sup> Floor – Corridor, 244, 225, 226, 220-222</b>	<b>1,000 sq. ft.</b>	<b>Category I</b>	<b>Good</b>
L	<b>Cream Wall Caulk</b>	<b>YES</b>	<b>2<sup>nd</sup> Floor – 226C – Corner of Brick Wall</b>	<b>16 ln. ft.</b>	<b>Category II</b>	<b>Good</b>
M	White Rolled Resilient Sheet Flooring with <b>Black Mastic</b>	<b>YES - MASTIC</b>	<b>2<sup>nd</sup> Floor – 224B-C</b>	<b>100 sq. ft.</b>	<b>Category I</b>	<b>Good</b>

Sq. Ft. = Square Feet

Ln. Ft. = Linear Feet

N/A = Not Applicable

**Note:** FEI has intended to offer estimates of asbestos-containing materials (ACMs) identified during this Asbestos Survey for budgetary estimating purposes. The locations and quantities presented are only inclusive of the area surveyed by the inspector. FEI does not guarantee and/or warranty the estimates and discourages the use of these estimates as the only source for submitting construction bids. Instead, the locations and estimated quantities of materials presented above should be field verified by the one preparing each bid

## SAMPLED MATERIAL DATA SUMMARY CHART

TESTED FOR: Glavè & Holmes Architecture  
2101 East Main Street  
Richmond, Virginia 23223

PROJECT: **Southampton Courthouse Building Renovation Project**  
22350 Main Street, Richmond, Virginia  
FEI PROJECT NO: FEI-20AL114  
INSPECTOR(s): Andrew H. Baird and Micheal Allshouse  
INSPECTION DATE(s): March 30, 2020; and April 10, 2020

### Finishes (Continued) – 1960’s Section

All quantities are approximate

MS GROUP	DESCRIPTION	ASBESTOS YES/NO	LOCATION	TOTAL QUANTITY	CATEGORY	CONDITION
N	White 2'x2' Lay-in Ceiling Tile Drywall	NO	1 <sup>st</sup> Floor – 123, 126A-B and 115 2 <sup>nd</sup> Floor – 224B and 207C	N/A	N/A	N/A
O	White Ceiling/Wall Plaster with Brown Coat	NO	1 <sup>st</sup> Floor – 125, Janitor’s Closet, 126A-B, 144, and 143 2 <sup>nd</sup> Floor - Throughout	N/A	N/A	N/A
U	<b>Gray 9”x9” Vinyl Floor Tile with Black Mastic</b>	<b>YES</b>	<b>144</b>	<b>2,170 sq. ft.</b>	<b>Category I</b>	<b>Good</b>
V	White Sink Mastic Coating	NO	141	N/A	N/A	N/A
X	<b>Gray Interior Door/Window Caulk</b>	<b>YES</b>	<b>Passage Connection – Both Floors 137 - Entrance</b>	<b>200 ln. ft.</b>	<b>Category II</b>	<b>Good</b>
Z	White Smooth Ceiling Plaster with Brown Coat	NO	1 <sup>st</sup> Floor – Lobby	N/A	N/A	N/A
2A	Yellow Interior Door Caulk	NO	2 <sup>nd</sup> Floor – Hallway Door – Passage Connection	N/A	N/A	N/A
2B	White 12”x12” Vinyl Floor Tile (VFT) with Gray Blotches with Tan Mastic	NO	2 <sup>nd</sup> Floor – Passage Connection Ramp	N/A	N/A	N/A
2C	<b>White Textured Ceiling Plaster</b>	<b>YES</b>	<b>1<sup>st</sup> Floor – Passage Connection – Under Stairs</b>	<b>90 sq. ft.</b>	<b>Friable</b>	<b>Good</b>
2Y	<b>Gray Exterior Door Caulk</b>	<b>YES</b>	<b>North &amp; South Doors Clerks Office 1960’s Build Date</b>	<b>40 ln. ft.</b>	<b>Category II</b>	<b>Good</b>
2Z	White Exterior Window Caulk	NO	Throughout	N/A	N/A	N/A
3A	Gray Exterior Building Seam Caulk Associated with Aggregate Panels	NO	Throughout Exterior Aggregate Panels	N/A	N/A	N/A
3D	<b>Black Exterior Expansion Joint Material</b>	<b>YES</b>	<b>Exterior Southside 1960’s Build Date</b>	<b>100 ln. ft.</b>	<b>Category I</b>	<b>Good</b>

Sq. Ft. = Square Feet

Ln. Ft. = Linear Feet

N/A = Not Applicable

*Note: FEI has intended to offer estimates of asbestos-containing materials (ACMs) identified during this Asbestos Survey for budgetary estimating purposes. The locations and quantities presented are only inclusive of the area surveyed by the inspector. FEI does not guarantee and/or warranty the estimates and discourages the use of these estimates as the only source for submitting construction bids. Instead, the locations and estimated quantities of materials presented above should be field verified by the one preparing each bid*

## SAMPLED MATERIAL DATA SUMMARY CHART

TESTED FOR: Glavè & Holmes Architecture  
 2101 East Main Street  
 Richmond, Virginia 23223

PROJECT: **Southampton Courthouse Building Renovation Project**  
 22350 Main Street, Richmond, Virginia  
 FEI PROJECT NO: FEI-20AL114  
 INSPECTOR(s): Andrew H. Baird and Micheal Allshouse  
 INSPECTION DATE(s): March 30, 2020; and April 10, 2020

### Roofing – 1960’s Section

All quantities are approximate

MS GROUP	DESCRIPTION	ASBESTOS YES/NO	LOCATION	TOTAL QUANTITY	CATEGORY	CONDITION
3E	Black Exterior Asphalt Roof Shingle with Black Felt Paper	NO	Roofs	N/A	N/A	N/A
3F	Gray Exterior Flashing Caulk	NO	Roofs	N/A	N/A	N/A

Sq. Ft. = Square Feet

Ln. Ft. = Linear Feet

N/A = Not Applicable

*Note: FEI has intended to offer estimates of asbestos-containing materials (ACMs) identified during this Asbestos Survey for budgetary estimating purposes. The locations and quantities presented are only inclusive of the area surveyed by the inspector. FEI does not guarantee and/or warranty the estimates and discourages the use of these estimates as the only source for submitting construction bids. Instead, the locations and estimated quantities of materials presented above should be field verified by the one preparing each bid*

## SAMPLED MATERIAL DATA SUMMARY CHART

TESTED FOR: Glavè & Holmes Architecture  
2101 East Main Street  
Richmond, Virginia 23223

PROJECT: **Southampton Courthouse Building Renovation Project**  
22350 Main Street, Richmond, Virginia  
FEI PROJECT NO: FEI-20AL114  
INSPECTOR(s): Andrew H. Baird and Micheal Allshouse  
INSPECTION DATE(s): March 30, 2020; and April 10, 2020

### Structural – 1990’s Section

All quantities are approximate

MS GROUP	DESCRIPTION	ASBESTOS YES/NO	LOCATION	TOTAL QUANTITY	CATEGORY	CONDITION
N/A	N/A	N/A	N/A	N/A	N/A	N/A

### Mechanical – 1990’s Section

All quantities are approximate

MS GROUP	DESCRIPTION	ASBESTOS YES/NO	LOCATION	TOTAL QUANTITY	CATEGORY	CONDITION
2D	Gray Duct Mastic on Metal	NO	Throughout Basement Mechanical Room	N/A	N/A	N/A
2E	Cream Pipe Mastic on Fiberglass Insulation	NO	Throughout Basement Mechanical Room	N/A	N/A	N/A
2F	Tan Duct Mastic on Metal	NO	Throughout Basement Mechanical Room	N/A	N/A	N/A
2G	4" O.D. Pipe Fiberglass Pipe Insulation with Black Mastic	NO	Throughout Basement Mechanical Room	N/A	N/A	N/A
2I	White Duct Mastic on Metal/Fiberglass Insulation	NO	Throughout Basement Mechanical Room	N/A	N/A	N/A

Sq. Ft. = Square Feet

Ln. Ft. = Linear Feet

N/A = Not Applicable

**Note:** FEI has intended to offer estimates of asbestos-containing materials (ACMs) identified during this Asbestos Survey for budgetary estimating purposes. The locations and quantities presented are only inclusive of the area surveyed by the inspector. FEI does not guarantee and/or warranty the estimates and discourages the use of these estimates as the only source for submitting construction bids. Instead, the locations and estimated quantities of materials presented above should be field verified by the one preparing each bid

## SAMPLED MATERIAL DATA SUMMARY CHART

TESTED FOR: Glavè & Holmes Architecture  
2101 East Main Street  
Richmond, Virginia 23223

PROJECT: **Southampton Courthouse Building Renovation Project**  
22350 Main Street, Richmond, Virginia  
FEI PROJECT NO: FEI-20AL114  
INSPECTOR(s): Andrew H. Baird and Micheal Allshouse  
INSPECTION DATE(s): March 30, 2020; and April 10, 2020

### Finishes – 1990’s Section

All quantities are approximate

MS GROUP	DESCRIPTION	ASBESTOS YES/NO	LOCATION	TOTAL QUANTITY	CATEGORY	CONDITION
R	Yellow Carpet Glue	NO	Limited Throughout	N/A	N/A	N/A
S	Dark Gray 4” Vinyl Cove Base with Cream Mastic	NO	Limited Throughout	N/A	N/A	N/A
T	White Wall Drywall with White Joint Compound	NO	Throughout Both Floors	N/A	N/A	N/A
2H	Black Wall Mastic	NO	Basement - B-1 Hallway	N/A	N/A	N/A
2J	Black Wall/I-Beam Mastic	NO	Basement – B-6 – Crawlspace	N/A	N/A	N/A
2N	White Textured Coating on Concrete Ceiling	NO	1 <sup>st</sup> Floor – Sally Port and Side Rooms 2 <sup>nd</sup> Floor – 208 and 209	N/A	N/A	N/A
2O	Blue Stair Tread with Gold Mastic	NO	Stairs Next to Sally Port	N/A	N/A	N/A
2P	Gray Sink Mastic Coating	NO	2 <sup>nd</sup> Floor - 207	N/A	N/A	N/A
A	White 2'x2' Chicken Scratch Lay-in Ceiling Tile	NO	Throughout Both Floors	N/A	N/A	N/A
M	White Rolled Resilient Sheet Flooring with No Black Mastic	NO	1 <sup>st</sup> Floor – 115 2 <sup>nd</sup> Floor – 207B-C	N/A	N/A	N/A
N	White 2'x2' Lay-in Ceiling Tile Drywall	NO	1 <sup>st</sup> Floor – 115 2 <sup>nd</sup> Floor – 207B-C and 212	N/A	N/A	N/A
3H	White 12"x12" Vinyl Floor Tile with Yellow Mastic	NO	1 <sup>st</sup> Floor – 112, Sally Port and Side Rooms 2 <sup>nd</sup> Floor – 208 and 209	N/A	N/A	N/A

Sq. Ft. = Square Feet

Ln. Ft. = Linear Feet

N/A = Not Applicable

**Note: FEI has intended to offer estimates of asbestos-containing materials (ACMs) identified during this Asbestos Survey for budgetary estimating purposes. The locations and quantities presented are only inclusive of the area surveyed by the inspector. FEI does not guarantee and/or warranty the estimates and discourages the use of these estimates as the only source for submitting construction bids. Instead, the locations and estimated quantities of materials presented above should be field verified by the one preparing each bid**

## SAMPLED MATERIAL DATA SUMMARY CHART

TESTED FOR: Glavè & Holmes Architecture  
2101 East Main Street  
Richmond, Virginia 23223

PROJECT: **Southampton Courthouse Building Renovation Project**  
22350 Main Street, Richmond, Virginia  
FEI PROJECT NO: FEI-20AL114  
INSPECTOR(s): Andrew H. Baird and Micheal Allshouse  
INSPECTION DATE(s): March 30, 2020; and April 10, 2020

### Finishes (Continued) – 1990’s Section

All quantities are approximate

MS GROUP	DESCRIPTION	ASBESTOS YES/NO	LOCATION	TOTAL QUANTITY	CATEGORY	CONDITION
2V	Gray Exterior Store Front Caulk	YES	Public Entrance Front & Rear Store Fronts	200 ln. ft.	Category II	Good
2W	White Exterior Window Caulk	NO	Throughout	N/A	N/A	N/A
2X	White Exterior Building Seam Caulk	NO	Throughout	N/A	N/A	N/A

### ROOFING – 1990’s Section

All quantities are approximate

MS GROUP	DESCRIPTION	ASBESTOS YES/NO	LOCATION	TOTAL QUANTITY	CATEGORY	CONDITION
3E	Black Exterior Asphalt Roof Shingle with Black Felt Paper	NO	Roofs	N/A	N/A	N/A
3F	Gray Exterior Flashing Caulk	NO	Roofs	N/A	N/A	N/A
3G	White Exterior Metal Roof Seam Caulk	NO	Low Roof	N/A	N/A	N/A

Sq. Ft. = Square Feet

Ln. Ft. = Linear Feet

N/A = Not Applicable

*Note: FEI has intended to offer estimates of asbestos-containing materials (ACMs) identified during this Asbestos Survey for budgetary estimating purposes. The locations and quantities presented are only inclusive of the area surveyed by the inspector. FEI does not guarantee and/or warranty the estimates and discourages the use of these estimates as the only source for submitting construction bids. Instead, the locations and estimated quantities of materials presented above should be field verified by the one preparing each bid*



## BULK SAMPLE SUMMARY SHEET

### Southampton Courthouse Building Renovation Project 22350 Main Street Courtland, Virginia

MS Group	Sample Num.	Material Description	Sample Location	Analysis Result
A	1	White 2'x2' Chicken Scratch Lay-in Ceiling Tile	1960's – 1 <sup>st</sup> Floor – 132	NAD
A	2	White 2'x2' Chicken Scratch Lay-in Ceiling Tile	1960's – 2 <sup>nd</sup> Floor – 222	NAD
A	3	White 2'x2' Chicken Scratch Lay-in Ceiling Tile	1990's – 1 <sup>st</sup> Floor - 109	NAD
B	4	White Wall Drywall with White Joint Compound	1960's – 1 <sup>st</sup> Floor – 132	NAD
B	5	White Wall Drywall with White Joint Compound	1960's – 2 <sup>nd</sup> Floor – 223A	NAD
B	6	White Wall Drywall with White Joint Compound	1960's – 1 <sup>st</sup> Floor – 140 - Closet	NAD
C	7	Gray 4" Vinyl Cove Base with Cream Mastic	1960's – 1 <sup>st</sup> Floor - 132	NAD
C	8	Gray 4" Vinyl Cove Base with Cream Mastic	1990's – 1 <sup>st</sup> Floor – Sally Port 117	NAD
D	9	Gray Interior Window Glazing	1960's – 1 <sup>st</sup> Floor - 131	NAD
D	10	Gray Interior Window Glazing	1960's – 1 <sup>st</sup> Floor - 142	NAD
E	11	Gray Interior Window Caulk	1960's – 1 <sup>st</sup> Floor - 131	NAD
E	12	Gray Interior Window Caulk	1960's – 1 <sup>st</sup> Floor - 135	NAD
F	13	White 12"x12" Vinyl Floor Tile (VFT) with <b>Black Mastic</b>	<b>1960s – 1<sup>st</sup> Floor – 136B</b>	VFT=NAD <b>MASTIC=3% CHRY</b>
F	14	White 12"x12" Vinyl Floor Tile (VFT) with <b>Black Mastic</b>	<b>1960's – 2<sup>nd</sup> Floor - 223</b>	VFT=NAD <b>MASTIC=NA/PS</b>
G	15	White Ceiling Drywall with White Joint Compound	1960s – 1 <sup>st</sup> Floor – 136B	NAD
G	16	White Ceiling Drywall with White Joint Compound	1960s – 1 <sup>st</sup> Floor – 136A	NAD
G	17	White Ceiling Drywall with White Joint Compound	1960s – 1 <sup>st</sup> Floor – 136A	NAD
H	18	Yellow Carpet Glue with <b>Black Mastic</b>	<b>1960's – 1<sup>st</sup> Floor – 132</b>	<b>2% CHRY</b>
H	19	Yellow Carpet Glue with <b>Black Mastic</b>	<b>1960's – 1<sup>st</sup> Floor – 140</b>	<b>NA/PS</b>
I	20	White Ceiling Plaster with White Ceiling Drywall	1960's – 1 <sup>st</sup> Floor – 131 – Back Half	NAD
I	21	White Ceiling Plaster with White Ceiling Drywall	1960's – 1 <sup>st</sup> Floor – 142	NAD
I	22	White Ceiling Plaster with White Ceiling Drywall	1960's – 2 <sup>nd</sup> Floor - 220	NAD
J	23	Gray Sink Mastic Coating	1960's – 2 <sup>nd</sup> Floor – 223A	NAD
J	24	Gray Sink Mastic Coating	1960's – 2 <sup>nd</sup> Floor – 223A	NAD

**NAD** = No Asbestos Detected in Sample  
**CHRY** = Chrysotile Asbestos  
**NA/PS** = Sample Not Analyzed Due to First Positive Stop Instructions

## BULK SAMPLE SUMMARY SHEET

### Southampton Courthouse Building Renovation Project 22350 Main Street Courtland, Virginia

MS Group	Sample Num.	Material Description	Sample Location	Analysis Result
K	25	Yellow Carpet Glue with <b>Black Mastic</b>	1960's – 2 <sup>nd</sup> Floor – 221	2% CHRY
K	26	Yellow Carpet Glue with <b>Black Mastic</b>	1960's – 2 <sup>nd</sup> Floor – 225	NA/PS
L	27	<b>Cream Wall Caulk</b>	1960's – 2 <sup>nd</sup> Floor – 226C At Brick Wall	2% CHRY
L	28	<b>Cream Wall Caulk</b>	1960's – 2 <sup>nd</sup> Floor – 226C At Brick Wall	NA/PS
M	29	White Rolled Resilient Sheet Flooring (RSF) with <b>Black Mastic</b>	1960's – 2 <sup>nd</sup> Floor – 224B Restroom	RSF=NAD MASTIC=3% CHRY
M	30	White Rolled Resilient Sheet Flooring (RSF) with <b>Black Mastic</b>	1960's – 2 <sup>nd</sup> Floor – 224C	RSF=NAD MASTIC=NA/PS
N	31	White 2'x2' Lay-in Ceiling Tile Drywall	1960's – 2 <sup>nd</sup> Floor – 224B Restroom	NAD
N	32	White 2'x2' Lay-in Ceiling Tile Drywall	1990's – 1 <sup>st</sup> Floor – 115 Restroom	NAD
N	33	White 2'x2' Lay-in Ceiling Tile Drywall	1990's – 2 <sup>nd</sup> Floor – 207C Restroom	NAD
O	34	White Ceiling/Wall Plaster with Brown Coat	1960's – 1 <sup>st</sup> Floor – 125 Mechanical Room	NAD
O	35	White Ceiling/Wall Plaster with Brown Coat	1960's – 2 <sup>nd</sup> Floor – 226C	NAD
O	36	White Ceiling/Wall Plaster with Brown Coat	1960's/1990's Basement – B-2	NAD
P	37	Gray Duct Mastic on Metal	1960's 2 <sup>nd</sup> Floor - 227	NAD
P	38	Gray Duct Mastic on Metal	1960's 2 <sup>nd</sup> Floor - 227	NAD
Q	39	Cream Pipe Mastic on Fiberglass Insulation	1960's 1 <sup>st</sup> Floor - 143	NAD
Q	40	Cream Pipe Mastic on Fiberglass Insulation	1960's 2 <sup>nd</sup> Floor - 227	NAD
U	48	<b>Gray 9"x9" Vinyl Floor Tile (VFT) with Black Mastic</b>	1960's 1 <sup>st</sup> Floor - 144	VFT=2% CHRY MASTIC=3% CHRY
U	49	<b>Gray 9"x9" Vinyl Floor Tile (VFT) with Black Mastic</b>	1960's 1 <sup>st</sup> Floor - 144	VFT=NA/PS MASTIC=NA/PS
V	50	White Sink Mastic Coating	1960's 1 <sup>st</sup> Floor - 141	NAD
V	51	White Sink Mastic Coating	1960's 1 <sup>st</sup> Floor - 141	NAD
W	52	4" O.D. Pipe Fiberglass Pipe Insulation with Black Mastic	1960's 1 <sup>st</sup> Floor - 131	NAD
W	53	4" O.D. Pipe Fiberglass Pipe Insulation with Black Mastic	1960's 1 <sup>st</sup> Floor - 140	NAD
X	54	<b>Gray Interior Door/Window Caulk</b>	<b>1960's 1<sup>st</sup> Floor – Passage Connection Window</b>	3% CHRY

**NAD** = No Asbestos Detected in Sample  
**CHRY** = Chrysotile Asbestos  
**NA/PS** = Sample Not Analyzed Due to First Positive Stop Instructions

## BULK SAMPLE SUMMARY SHEET

### Southampton Courthouse Building Renovation Project 22350 Main Street Courtland, Virginia

MS Group	Sample Num.	Material Description	Sample Location	Analysis Result
X	55	Gray Interior Door/Window Caulk	1960's 1 <sup>st</sup> Floor – 137 Door Entrance	NA/PS
Y	56	White Pipe Mastic on Fiberglass Insulation	1960's 1 <sup>st</sup> Floor – 125 Mechanical Room	NAD
Y	57	White Pipe Mastic on Fiberglass Insulation	1960's 1 <sup>st</sup> Floor – 125 Mechanical Room	NAD
Z	58	White Smooth Ceiling Plaster with Brown Coat	1960's 1 <sup>st</sup> Floor - Lobby	NAD
Z	59	White Smooth Ceiling Plaster with Brown Coat	1960's 1 <sup>st</sup> Floor - Lobby	NAD
Z	60	White Smooth Ceiling Plaster with Brown Coat	1960's 1 <sup>st</sup> Floor - Lobby	NAD
2A	61	Yellow Interior Door Caulk	1960's 2 <sup>nd</sup> Floor – Hallway Door – Passage Connection	NAD
2A	62	Yellow Interior Door Caulk	1960's 2 <sup>nd</sup> Floor – Hallway Door – Passage Connection	NAD
2B	63	White 12"x12" Vinyl Floor Tile (VFT) with Gray Blotches with Tan Mastic (No Mastic)	1960's 2 <sup>nd</sup> Floor – Passage Connection Ramp	NAD
2B	64	White 12"x12" Vinyl Floor Tile (VFT) with Gray Blotches with Tan Mastic (No Mastic)	1960's 2 <sup>nd</sup> Floor – Passage Connection Ramp	NAD
2C	65	White Textured Ceiling Plaster	1960's 1 <sup>st</sup> Floor – Passage Connection Stairs	5% CHRY
2C	66	White Textured Ceiling Plaster	1960's 1 <sup>st</sup> Floor – Passage Connection Stairs	NA/PS
2C	67	White Textured Ceiling Plaster	1960's 1 <sup>st</sup> Floor – Passage Connection Stairs	NA/PS
R	41	Yellow Carpet Glue	1990's 1 <sup>st</sup> Floor - 109	NAD
R	42	Yellow Carpet Glue	1990's 2 <sup>nd</sup> Floor – 203 Hallway	NAD
S	43	Dark Gray 4" Vinyl Cove Base with Cream Mastic	1990's 1 <sup>st</sup> Floor - 109	NAD
S	44	Dark Gray 4" Vinyl Cove Base with Cream Mastic	1990's 1 <sup>st</sup> Floor - 112	NAD
T	45	White Wall Drywall with White Joint Compound	1990's 1 <sup>st</sup> Floor - 109	NAD
T	46	White Wall Drywall with White Joint Compound	1990's 1 <sup>st</sup> Floor - 112	NAD

**NAD** = No Asbestos Detected in Sample  
**CHRY** = Chrysotile Asbestos  
**NA/PS** = Sample Not Analyzed Due to First Positive Stop Instructions

## BULK SAMPLE SUMMARY SHEET

### Southampton Courthouse Building Renovation Project 22350 Main Street Courtland, Virginia

MS Group	Sample Num.	Material Description	Sample Location	Analysis Result
T	47	White Wall Drywall with White Joint Compound	1990's 2 <sup>nd</sup> Floor - 207	NAD
2D	68	Gray Duct Mastic on Metal	1960's/1990's Basement – B-2	NAD
2D	69	Gray Duct Mastic on Metal	1960's/1990's Basement – B-6	NAD
2E	70	Cream Pipe Mastic on Fiberglass Insulation	1960's/1990's Basement – B-2	NAD
2E	71	Cream Pipe Mastic on Fiberglass Insulation	1960's/1990's Basement – B-6	NAD
2F	72	Tan Duct Mastic on Metal	1960's/1990's Basement – B-2	NAD
2F	73	Tan Duct Mastic on Metal	1960's/1990's Basement – B-2	NAD
2G	74	4" O.D. Pipe Fiberglass Insulation with Black Mastic	1960's/1990's Basement – B-6 – Above Ceiling	NAD
2G	75	4" O.D. Pipe Fiberglass Insulation with Black Mastic	1960's/1990's Basement – B-6 – Above Ceiling	NAD
2H	76	Black Wall Mastic on Brick Wall	1960's/1990's Basement – B-1 Hallway	NAD
2H	77	Black Wall Mastic on Brick Wall	1960's/1990's Basement – B-1 Hallway	NAD
2I	78	White Duct Mastic on Metal/Fiberglass Insulation	1960's/1990's Basement – B4	NAD
2I	79	White Duct Mastic on Metal/Fiberglass Insulation	1960's/1990's Basement – B5	NAD
2J	80	Black Wall/I-Beam Mastic	1960's/1990's Basement – B-6 – Crawlspace Vault	NAD
2J	81	Black Wall/I-Beam Mastic	1960's/1990's Basement – B-6 – Crawlspace Vault	NAD
2K	82	White Textured Ceiling Plaster	Historic Courthouse Building – 1 <sup>st</sup> Floor - 103	8% CHRY
2K	83	White Textured Ceiling Plaster	Historic Courthouse Building – 1 <sup>st</sup> Floor - 104	NA/PS
2K	84	White Textured Ceiling Plaster	Historic Courthouse Building – 2 <sup>nd</sup> Floor - 214	NA/PS
2L	85	Yellow Carpet Glue with Black Mastic	Historic Courthouse Building – 1 <sup>st</sup> Floor – Court Room	2% CHRY

**NAD** = No Asbestos Detected in Sample  
**CHRY** = Chrysotile Asbestos  
**NA/PS** = Sample Not Analyzed Due to First Positive Stop Instructions

## BULK SAMPLE SUMMARY SHEET

### Southampton Courthouse Building Renovation Project 22350 Main Street Courtland, Virginia

MS Group	Sample Num.	Material Description	Sample Location	Analysis Result
2L	86	Yellow Carpet Glue with Black Mastic	Historic Courthouse Building – 2 <sup>nd</sup> Floor – Court Room	NA/PS
2M	87	White Wall Plaster with Brown Coat with Wall Drywall	Historic Courthouse Building – 1 <sup>st</sup> Floor - 103	NAD
2M	88	White Wall Plaster with Brown Coat with Wall Drywall	Historic Courthouse Building – 1 <sup>st</sup> Floor - 104	NAD
2M	89	White Wall Plaster with Brown Coat with Wall Drywall	Historic Courthouse Building – 2 <sup>nd</sup> Floor - 214	NAD
2N	90	White Textured Coating	1990's 1 <sup>st</sup> Floor – 117 Sally Port	NAD
2N	91	White Textured Coating	1990's 1 <sup>st</sup> Floor – 118B	NAD
2N	92	White Textured Coating	1990's 2 <sup>nd</sup> Floor – 208	NAD
2O	93	Blue Stair Tread with Gold Mastic	1990's 1 <sup>st</sup> Floor – Stairs Next to Sally Port	NAD
2O	94	Blue Stair Tread with Gold Mastic	1990's 2 <sup>nd</sup> Floor – Stairs Next to Sally Port	NAD
2P	95	Gray Sink Mastic Coating	1990's 2 <sup>nd</sup> Floor - 207	NAD
2P	96	Gray Sink Mastic Coating	1990's 2 <sup>nd</sup> Floor - 207	NAD
2Q	97	White Exterior Window Caulk	Historic Courthouse – East Side	NAD
2Q	98	White Exterior Window Caulk	Historic Courthouse – Front Side	NAD
2R	99	White Exterior Window Glaze	Historic Courthouse – East Side	NAD
2R	100	White Exterior Window Glaze	Historic Courthouse – Front Side	NAD
2S	101	White Exterior Square Column Caulk	Historic Courthouse – Front Right	NAD
2S	102	White Exterior Square Column Caulk	Historic Courthouse – Front Left	NAD
2T	103	White Round Column Caulk	Historic Courthouse – Front Left	NAD
2T	104	White Round Column Caulk	Historic Courthouse – Front Right	NAD
2U	105	White Exterior Door Caulk	Historic Courthouse – Front Entrance	NAD
2U	106	White Exterior Door Caulk	Historic Courthouse – Front Entrance	NAD
2V	107	Gray Exterior Store Front Caulk	1990's – Public Entrance	5% CHRY
2V	108	Gray Exterior Store Front Caulk	1990's -Public Entrance	NA/PS

**NAD** = No Asbestos Detected in Sample  
**CHRY** = Chrysotile Asbestos  
**NA/PS** = Sample Not Analyzed Due to First Positive Stop Instructions

## BULK SAMPLE SUMMARY SHEET

### Southampton Courthouse Building Renovation Project 22350 Main Street Courtland, Virginia

MS Group	Sample Num.	Material Description	Sample Location	Analysis Result
2W	109	White Exterior Window Caulk	1990's – South Side	NAD
2W	110	White Exterior Window Caulk	1990's – South Side	NAD
2X	111	White Exterior Building Seam Caulk	1990's – South Side	NAD
2X	112	White Exterior Building Seam Caulk	1990's – South Side	NAD
<b>2Y</b>	<b>113</b>	<b>Gray Exterior Door Caulk</b>	<b>1960's – North Side Clerks Office</b>	<b>5% CHRY</b>
<b>2Y</b>	<b>114</b>	<b>Gray Exterior Door Caulk</b>	<b>1960's – South Side Clerks Office</b>	<b>NA/PS</b>
2Z	115	White Exterior Window Caulk	1960's – North Side Clerks Office	NAD
2Z	116	White Exterior Window Caulk	1960's – South Side Clerks Office	NAD
3A	117	Gray Exterior Building Seam Caulk Associated with Aggregate Panels	1960's – North Side Clerks Office	NAD
3A	118	Gray Exterior Building Seam Caulk Associated with Aggregate Panels	1960's – South Side Clerks Office	NAD
3B	119	White Exterior Pipe Insulation Mastic	1960's – Mechanical Equipment Pad	NAD
3B	120	White Exterior Pipe Insulation Mastic	1960's – Mechanical Equipment Pad	NAD
3C	121	Black Exterior Pipe Insulation Mastic	1960's – Mechanical Equipment Pad	NAD
3C	122	Black Exterior Pipe Insulation Mastic	1960's – Mechanical Equipment Pad	NAD
<b>3D</b>	<b>123</b>	<b>Black Exterior Expansion Joint Material</b>	<b>1960's – Mechanical Equipment Pad</b>	<b>2% CHRY</b>
<b>3D</b>	<b>124</b>	<b>Black Exterior Expansion Joint Material</b>	<b>1960's – Mechanical Equipment Pad</b>	<b>NA/PS</b>
3E	125	Black Asphalt Roof Shingle with Black Felt Paper	1960's Asphalt Shingled Roof	NAD
3E	126	Black Asphalt Roof Shingle with Black Felt Paper	1990's Asphalt Shingled Roof	NAD
3F	127	Gray Exterior Flashing Caulk	1960's Asphalt Shingled Roof	NAD
3F	128	Gray Exterior Flashing Caulk	1990's Asphalt Shingled Roof	NAD
3G	129	White Exterior Metal Roof Seam Caulk	1990's Low Metal Roof	NAD
3G	130	White Exterior Metal Roof Seam Caulk	1990's Low Metal Roof	NAD

**NAD** = No Asbestos Detected in Sample  
**CHRY** = Chrysotile Asbestos  
**NA/PS** = Sample Not Analyzed Due to First Positive Stop Instructions



## APPENDIX I

---



**AmeriSci Richmond**

13635 GENITO ROAD  
 MIDLOTHIAN, VIRGINIA 23112  
 TEL: (804) 763-1200 • FAX: (804) 763-1800

**PLM Bulk Asbestos Report**

France Environmental Inc  
 Attn: Joe France  
 7834 Forest Hill Ave  
 Suite 7  
 Richmond, VA 23225

**Date Received** 03/31/20 **AmeriSci Job #** 120032137  
**Date Examined** 03/31/20 **P.O. #**  
**Page** 1 of 15

**RE:** FEI-20AL114; Southhampton Courthouse - 22350 Main Street,  
 Courtland, VA 23837; 1960's (Report Amended 4/10/2020)

Client No. / HGA	Lab No.	Asbestos Present	Total % Asbestos
1 A	120032137-01 <b>Location:</b> White 2'x2' Chicken Scratch Lay-in Ceiling Tile; 1960's - 1st Floor - 132	<b>No</b>	NAD (by CVES) by Beverly A. Schrage on 03/31/20
<b>Analyst Description:</b> White/Beige, Heterogeneous, Non-Fibrous, Bulk Material			
<b>Asbestos Types:</b>			
<b>Other Material:</b> Cellulose 55 %, Fibrous glass 35 %, Non-fibrous 10 %			
2 A	120032137-02 <b>Location:</b> White 2'x2' Chicken Scratch Lay-in Ceiling Tile; 1960's - 2nd Floor - 222	<b>No</b>	NAD (by CVES) by Beverly A. Schrage on 04/01/20
<b>Analyst Description:</b> White/Beige, Heterogeneous, Non-Fibrous, Bulk Material			
<b>Asbestos Types:</b>			
<b>Other Material:</b> Cellulose 55 %, Fibrous glass 35 %, Non-fibrous 10 %			
3 A	120032137-03 <b>Location:</b> White 2'x2' Chicken Scratch Lay-in Ceiling Tile; 1990's - 1st Floor - 109	<b>No</b>	NAD (by CVES) by Beverly A. Schrage on 04/01/20
<b>Analyst Description:</b> White/Beige, Heterogeneous, Non-Fibrous, Bulk Material			
<b>Asbestos Types:</b>			
<b>Other Material:</b> Cellulose 55 %, Fibrous glass 35 %, Non-fibrous 10 %			
4 B	120032137-04.1 <b>Location:</b> White Wall Drywall with White Joint Compound; 1960's - 1st Floor - 132	<b>No</b>	NAD (by CVES) by Beverly A. Schrage on 04/01/20
<b>Analyst Description:</b> White/Beige, Heterogeneous, Non-Fibrous, Drywall			
<b>Asbestos Types:</b>			
<b>Other Material:</b> Cellulose 5 %, Non-fibrous 95 %			
4 B	120032137-04.2 <b>Location:</b> White Wall Drywall with White Joint Compound; 1960's - 1st Floor - 132	<b>No</b>	NAD (by CVES) by Beverly A. Schrage on 04/01/20
<b>Analyst Description:</b> White, Heterogeneous, Non-Fibrous, Joint Compound			
<b>Asbestos Types:</b>			
<b>Other Material:</b> Non-fibrous 100 %			

Client Name: France Environmental Inc

# PLM Bulk Asbestos Report

FEI-20AL114; Southhampton Courthouse - 22350 Main Street,  
Courtland, VA 23837; 1960's (Report Amended 4/10/2020)

Client No. / HGA	Lab No.	Asbestos Present	Total % Asbestos
5 B	120032137-05.1 <b>Location:</b> White Wall Drywall with White Joint Compound; 1960's - 2nd Floor - 223A	<b>No</b>	NAD (by CVES) by Beverly A. Schrage on 04/01/20
<b>Analyst Description:</b> White/Beige, Heterogeneous, Non-Fibrous, Drywall <b>Asbestos Types:</b> <b>Other Material:</b> Cellulose 5 %, Non-fibrous 95 %			
5 B	120032137-05.2 <b>Location:</b> White Wall Drywall with White Joint Compound; 1960's - 2nd Floor - 223A	<b>No</b>	NAD (by CVES) by Beverly A. Schrage on 04/01/20
<b>Analyst Description:</b> White, Heterogeneous, Non-Fibrous, Joint Compound <b>Asbestos Types:</b> <b>Other Material:</b> Non-fibrous 100 %			
6 B	120032137-06.1 <b>Location:</b> White Wall Drywall with White Joint Compound; 1960's - 1st Floor - 140 - Closet	<b>No</b>	NAD (by CVES) by Beverly A. Schrage on 04/01/20
<b>Analyst Description:</b> White/Beige, Heterogeneous, Non-Fibrous, Drywall <b>Asbestos Types:</b> <b>Other Material:</b> Cellulose 5 %, Non-fibrous 95 %			
6 B	120032137-06.2 <b>Location:</b> White Wall Drywall with White Joint Compound; 1960's - 1st Floor - 140 - Closet	<b>No</b>	NAD (by CVES) by Beverly A. Schrage on 04/01/20
<b>Analyst Description:</b> White, Heterogeneous, Non-Fibrous, Joint Compound <b>Asbestos Types:</b> <b>Other Material:</b> Non-fibrous 100 %			
7 C	120032137-07L1 <b>Location:</b> Gray 4" Vinyl Cove Base with Cream Mastic; 1960's - 1st Floor - 132	<b>No</b>	NAD (by CVES) by Beverly A. Schrage on 04/01/20
<b>Analyst Description:</b> Gray, Heterogeneous, Non-Fibrous, Cove Base <b>Asbestos Types:</b> <b>Other Material:</b> Non-fibrous 100 %			
7 C	120032137-07L2 <b>Location:</b> Gray 4" Vinyl Cove Base with Cream Mastic; 1960's - 1st Floor - 132	<b>No</b>	NAD (by CVES) by Beverly A. Schrage on 04/01/20
<b>Analyst Description:</b> Cream, Heterogeneous, Non-Fibrous, Mastic <b>Asbestos Types:</b> <b>Other Material:</b> Non-fibrous 100 %			

Client Name: France Environmental Inc

# PLM Bulk Asbestos Report

FEI-20AL114; Southhampton Courthouse - 22350 Main Street,  
Courtland, VA 23837; 1960's (Report Amended 4/10/2020)

Client No. / HGA	Lab No.	Asbestos Present	Total % Asbestos
8 C	120032137-08L1 <b>Location:</b> Gray 4" Vinyl Cove Base with Cream Mastic; 1990's - 1st Floor - Sally Port 117	<b>No</b>	NAD (by CVES) by Beverly A. Schrage on 04/01/20
<b>Analyst Description:</b> Gray, Heterogeneous, Non-Fibrous, Cove Base <b>Asbestos Types:</b> <b>Other Material:</b> Non-fibrous 100 %			
8 C	120032137-08L2 <b>Location:</b> Gray 4" Vinyl Cove Base with Cream Mastic; 1990's - 1st Floor - Sally Port 117	<b>No</b>	NAD (by CVES) by Beverly A. Schrage on 04/01/20
<b>Analyst Description:</b> Cream, Heterogeneous, Non-Fibrous, Mastic <b>Asbestos Types:</b> <b>Other Material:</b> Non-fibrous 100 %			
9 D	120032137-09 <b>Location:</b> Gray Interior Window Glazing; 1960's - 1st Floor - 131	<b>No</b>	NAD (by CVES) by Beverly A. Schrage on 04/01/20
<b>Analyst Description:</b> Gray, Heterogeneous, Non-Fibrous, Bulk Material <b>Asbestos Types:</b> <b>Other Material:</b> Non-fibrous 100 %			
10 D	120032137-10 <b>Location:</b> Gray Interior Window Glazing; 1960's - 1st Floor - 142	<b>No</b>	NAD (by CVES) by Beverly A. Schrage on 04/01/20
<b>Analyst Description:</b> Gray, Heterogeneous, Non-Fibrous, Bulk Material <b>Asbestos Types:</b> <b>Other Material:</b> Non-fibrous 100 %			
11 E	120032137-11 <b>Location:</b> Gray Interior Window Caulk; 1960's - 1st Floor - 131	<b>No</b>	NAD (by CVES) by Beverly A. Schrage on 04/01/20
<b>Analyst Description:</b> Gray, Heterogeneous, Non-Fibrous, Bulk Material <b>Asbestos Types:</b> <b>Other Material:</b> Non-fibrous 100 %			
12 E	120032137-12 <b>Location:</b> Gray Interior Window Caulk; 1960's - 1st Floor - 135	<b>No</b>	NAD (by CVES) by Beverly A. Schrage on 04/01/20
<b>Analyst Description:</b> Gray, Heterogeneous, Non-Fibrous, Bulk Material <b>Asbestos Types:</b> <b>Other Material:</b> Non-fibrous 100 %			

## PLM Bulk Asbestos Report

FEI-20AL114; Southhampton Courthouse - 22350 Main Street,  
Courtland, VA 23837; 1960's (Report Amended 4/10/2020)

Client No. / HGA	Lab No.	Asbestos Present	Total % Asbestos
13 F	120032137-13L1 <b>Location:</b> White 12"x12" Vinyl Floor Tile (VFT) with Black Mastic; 1960s - 1st Floor - 136B	<b>No</b>	NAD (by CVES) by Beverly A. Schrage on 04/01/20
<b>Analyst Description:</b> White, Heterogeneous, Non-Fibrous, Floor Tile			
<b>Asbestos Types:</b>			
<b>Other Material:</b> Non-fibrous 100 %			
13 F	120032137-13L2 <b>Location:</b> White 12"x12" Vinyl Floor Tile (VFT) with Black Mastic; 1960s - 1st Floor - 136B	<b>Yes</b>	3 % (by CVES) by Beverly A. Schrage on 04/01/20
<b>Analyst Description:</b> Black, Heterogeneous, Non-Fibrous, Mastic			
<b>Asbestos Types:</b> Chrysotile 3.0 %			
<b>Other Material:</b> Non-fibrous 97 %			
14 F	120032137-14L1 <b>Location:</b> White 12"x12" Vinyl Floor Tile (VFT) with Black Mastic; 1960's - 2nd Floor - 223	<b>No</b>	NAD (by CVES) by Beverly A. Schrage on 04/01/20
<b>Analyst Description:</b> White, Heterogeneous, Non-Fibrous, Floor Tile			
<b>Asbestos Types:</b>			
<b>Other Material:</b> Non-fibrous 100 %			
14 F	120032137-14L2 <b>Location:</b> White 12"x12" Vinyl Floor Tile (VFT) with Black Mastic; 1960's - 2nd Floor - 223		NA/PS
<b>Analyst Description:</b> Mastic			
<b>Asbestos Types:</b>			
<b>Other Material:</b>			
15 G	120032137-15.1 <b>Location:</b> White Ceiling Drywall with White Joint Compound; 1960s - 1st Floor - 136B	<b>No</b>	NAD (by CVES) by Beverly A. Schrage on 04/01/20
<b>Analyst Description:</b> White/Beige, Heterogeneous, Non-Fibrous, Drywall			
<b>Asbestos Types:</b>			
<b>Other Material:</b> Cellulose 5 %, Non-fibrous 95 %			
15 G	120032137-15.2 <b>Location:</b> White Ceiling Drywall with White Joint Compound; 1960s - 1st Floor - 136B	<b>No</b>	NAD (by CVES) by Beverly A. Schrage on 04/01/20
<b>Analyst Description:</b> White, Heterogeneous, Non-Fibrous, Joint Compound			
<b>Asbestos Types:</b>			
<b>Other Material:</b> Non-fibrous 100 %			

Client Name: France Environmental Inc

# PLM Bulk Asbestos Report

FEI-20AL114; Southhampton Courthouse - 22350 Main Street,  
Courtland, VA 23837; 1960's (Report Amended 4/10/2020)

Client No. / HGA	Lab No.	Asbestos Present	Total % Asbestos
16 G	120032137-16.1 <b>Location:</b> White Ceiling Drywall with White Joint Compound; 1960s - 1st Floor - 136A	<b>No</b>	NAD (by CVES) by Beverly A. Schrage on 04/01/20
<b>Analyst Description:</b> White/Beige, Heterogeneous, Non-Fibrous, Drywall <b>Asbestos Types:</b> <b>Other Material:</b> Cellulose 5 %, Non-fibrous 95 %			
16 G	120032137-16.2 <b>Location:</b> White Ceiling Drywall with White Joint Compound; 1960s - 1st Floor - 136A	<b>No</b>	NAD (by CVES) by Beverly A. Schrage on 04/01/20
<b>Analyst Description:</b> White, Heterogeneous, Non-Fibrous, Joint Compound <b>Asbestos Types:</b> <b>Other Material:</b> Non-fibrous 100 %			
17 G	120032137-17.1 <b>Location:</b> White Ceiling Drywall with White Joint Compound; 1960s - 1st Floor - 136A	<b>No</b>	NAD (by CVES) by Beverly A. Schrage on 04/01/20
<b>Analyst Description:</b> White/Beige, Heterogeneous, Non-Fibrous, Drywall <b>Asbestos Types:</b> <b>Other Material:</b> Cellulose 5 %, Non-fibrous 95 %			
17 G	120032137-17.2 <b>Location:</b> White Ceiling Drywall with White Joint Compound; 1960s - 1st Floor - 136A	<b>No</b>	NAD (by CVES) by Beverly A. Schrage on 04/01/20
<b>Analyst Description:</b> White, Heterogeneous, Non-Fibrous, Joint Compound <b>Asbestos Types:</b> <b>Other Material:</b> Non-fibrous 100 %			
18 H	120032137-18 <b>Location:</b> Yellow Carpet Glue with Black Mastic; 1960's - 1st Floor - 132	<b>Yes</b>	2 % (by CVES) by Beverly A. Schrage on 04/01/20
<b>Analyst Description:</b> Yellow/Black, Heterogeneous, Non-Fibrous, Bulk Material <b>Asbestos Types:</b> Chrysotile 2.0 % <b>Other Material:</b> Non-fibrous 98 %			
19 H	120032137-19 <b>Location:</b> Yellow Carpet Glue with Black Mastic; 1960's - 1st Floor - 140		NA/PS
<b>Analyst Description:</b> Bulk Material <b>Asbestos Types:</b> <b>Other Material:</b>			

Client Name: France Environmental Inc

**PLM Bulk Asbestos Report**FEI-20AL114; Southhampton Courthouse - 22350 Main Street,  
Courtland, VA 23837; 1960's (Report Amended 4/10/2020)

Client No. / HGA	Lab No.	Asbestos Present	Total % Asbestos
20 	120032137-20.1	<b>No</b>	NAD
	<b>Location:</b> White Ceiling Plaster with White Ceiling Drywall ; 1960's - 1st Floor - 131 - Back Half		(by CVES) by Beverly A. Schrage on 04/01/20
	<b>Analyst Description:</b> White, Heterogeneous, Non-Fibrous, Plaster		
	<b>Asbestos Types:</b>		
	<b>Other Material:</b> Non-fibrous 100 %		
20 	120032137-20.2	<b>No</b>	NAD
	<b>Location:</b> White Ceiling Plaster with White Ceiling Drywall ; 1960's - 1st Floor - 131 - Back Half		(by CVES) by Beverly A. Schrage on 04/01/20
	<b>Analyst Description:</b> White, Heterogeneous, Non-Fibrous, Drywall		
	<b>Asbestos Types:</b>		
	<b>Other Material:</b> Cellulose 2 %, Non-fibrous 98 %		
21 	120032137-21.1	<b>No</b>	NAD
	<b>Location:</b> White Ceiling Plaster with White Ceiling Drywall ; 1960's - 1st Floor - 142		(by CVES) by Beverly A. Schrage on 04/01/20
	<b>Analyst Description:</b> White, Heterogeneous, Non-Fibrous, Plaster		
	<b>Asbestos Types:</b>		
	<b>Other Material:</b> Non-fibrous 100 %		
21 	120032137-21.2	<b>No</b>	NAD
	<b>Location:</b> White Ceiling Plaster with White Ceiling Drywall ; 1960's - 1st Floor - 142		(by CVES) by Beverly A. Schrage on 04/01/20
	<b>Analyst Description:</b> White, Heterogeneous, Non-Fibrous, Drywall		
	<b>Asbestos Types:</b>		
	<b>Other Material:</b> Cellulose 5 %, Non-fibrous 95 %		
22 	120032137-22.1	<b>No</b>	NAD
	<b>Location:</b> White Ceiling Plaster with White Ceiling Drywall ; 1960's - 2nd Floor - 220		(by CVES) by Beverly A. Schrage on 04/01/20
	<b>Analyst Description:</b> White, Heterogeneous, Non-Fibrous, Plaster		
	<b>Asbestos Types:</b>		
	<b>Other Material:</b> Non-fibrous 100 %		
22 	120032137-22.2	<b>No</b>	NAD
	<b>Location:</b> White Ceiling Plaster with White Ceiling Drywall ; 1960's - 2nd Floor - 220		(by CVES) by Beverly A. Schrage on 04/01/20
	<b>Analyst Description:</b> White, Heterogeneous, Non-Fibrous, Drywall		
	<b>Asbestos Types:</b>		
	<b>Other Material:</b> Cellulose 5 %, Non-fibrous 95 %		



Client Name: France Environmental Inc

## PLM Bulk Asbestos Report

FEI-20AL114; Southhampton Courthouse - 22350 Main Street,  
Courtland, VA 23837; 1960's (Report Amended 4/10/2020)

Client No. / HGA	Lab No.	Asbestos Present	Total % Asbestos
23 J	120032137-23 <b>Location:</b> Gray Sink Mastic Coating; 1960's - 2nd Floor - 223A	<b>No</b>	NAD (by CVES) by Beverly A. Schrage on 04/01/20
<b>Analyst Description:</b> Gray, Heterogeneous, Non-Fibrous, Bulk Material			
<b>Asbestos Types:</b>			
<b>Other Material:</b> Cellulose 5 %, Non-fibrous 95 %			
24 J	120032137-24 <b>Location:</b> Gray Sink Mastic Coating; 1960's - 2nd Floor - 223A	<b>No</b>	NAD (by CVES) by Beverly A. Schrage on 04/01/20
<b>Analyst Description:</b> Gray, Heterogeneous, Non-Fibrous, Bulk Material			
<b>Asbestos Types:</b>			
<b>Other Material:</b> Cellulose 5 %, Non-fibrous 95 %			
25 K	120032137-25 <b>Location:</b> Yellow Carpet Glue with Black Mastic; 1960's - 2nd Floor - 221	<b>Yes</b>	2 % (by CVES) by Beverly A. Schrage on 04/01/20
<b>Analyst Description:</b> Yellow/Black, Heterogeneous, Non-Fibrous, Bulk Material			
<b>Asbestos Types:</b> Chrysotile 2.0 %			
<b>Other Material:</b> Non-fibrous 98 %			
26 K	120032137-26 <b>Location:</b> Yellow Carpet Glue with Black Mastic; 1960's - 2nd Floor - 225		NA/PS
<b>Analyst Description:</b> Bulk Material			
<b>Asbestos Types:</b>			
<b>Other Material:</b>			
27 L	120032137-27 <b>Location:</b> Cream Wall Caulk; 1960's - 2nd Floor - 226C At Brick Wall	<b>Yes</b>	2 % (by CVES) by Beverly A. Schrage on 04/01/20
<b>Analyst Description:</b> Cream, Heterogeneous, Non-Fibrous, Bulk Material			
<b>Asbestos Types:</b> Chrysotile 2.0 %			
<b>Other Material:</b> Non-fibrous 98 %			
28 L	120032137-28 <b>Location:</b> Cream Wall Caulk; 1960's - 2nd Floor - 226C At Brick Wall		NA/PS
<b>Analyst Description:</b> Bulk Material			
<b>Asbestos Types:</b>			
<b>Other Material:</b>			

Client Name: France Environmental Inc

## PLM Bulk Asbestos Report

FEI-20AL114; Southhampton Courthouse - 22350 Main Street,  
Courtland, VA 23837; 1960's (Report Amended 4/10/2020)

Client No. / HGA	Lab No.	Asbestos Present	Total % Asbestos
29 M	120032137-29L1	No	NAD
	<b>Location:</b> White Rolled Resilient Sheet Flooring with Black Mastic; 1960's - 2nd Floor - 224B Restroom		(by CVES) by Beverly A. Schrage on 04/01/20
	<b>Analyst Description:</b> White, Heterogeneous, Non-Fibrous, Sheet Flooring		
	<b>Asbestos Types:</b>		
	<b>Other Material:</b> Cellulose 10 %, Non-fibrous 90 %		
29 M	120032137-29L2	Yes	3 %
	<b>Location:</b> White Rolled Resilient Sheet Flooring with Black Mastic; 1960's - 2nd Floor - 224B Restroom		(by CVES) by Beverly A. Schrage on 04/01/20
	<b>Analyst Description:</b> Black, Heterogeneous, Non-Fibrous, Mastic		
	<b>Asbestos Types:</b> Chrysotile 3.0 %		
	<b>Other Material:</b> Non-fibrous 97 %		
30 M	120032137-30L1	No	NAD
	<b>Location:</b> White Rolled Resilient Sheet Flooring with Black Mastic; 1960's - 2nd Floor - 224C		(by CVES) by Beverly A. Schrage on 04/01/20
	<b>Analyst Description:</b> White, Heterogeneous, Non-Fibrous, Sheet Flooring		
	<b>Asbestos Types:</b>		
	<b>Other Material:</b> Cellulose 10 %, Non-fibrous 90 %		
30 M	120032137-30L2		NA/PS
	<b>Location:</b> White Rolled Resilient Sheet Flooring with Black Mastic; 1960's - 2nd Floor - 224C		
	<b>Analyst Description:</b> Mastic		
	<b>Asbestos Types:</b>		
	<b>Other Material:</b>		
31 N	120032137-31	No	NAD
	<b>Location:</b> White 2'x2' Lay-in Ceiling Tile Drywall; 1960's - 2nd Floor - 224B Restroom		(by CVES) by Beverly A. Schrage on 04/01/20
	<b>Analyst Description:</b> White/Beige, Heterogeneous, Non-Fibrous, Bulk Material		
	<b>Asbestos Types:</b>		
	<b>Other Material:</b> Cellulose 5 %, Fibrous glass Trace, Non-fibrous 95 %		
32 N	120032137-32	No	NAD
	<b>Location:</b> White 2'x2' Lay-in Ceiling Tile Drywall; 1990's - 1st Floor - 115 Restroom		(by CVES) by Beverly A. Schrage on 04/01/20
	<b>Analyst Description:</b> White/Beige, Heterogeneous, Non-Fibrous, Bulk Material		
	<b>Asbestos Types:</b>		
	<b>Other Material:</b> Cellulose 5 %, Fibrous glass Trace, Non-fibrous 95 %		

Client Name: France Environmental Inc

## PLM Bulk Asbestos Report

FEI-20AL114; Southhampton Courthouse - 22350 Main Street,  
Courtland, VA 23837; 1960's (Report Amended 4/10/2020)

Client No. / HGA	Lab No.	Asbestos Present	Total % Asbestos
33 N	120032137-33	<b>No</b>	NAD
<b>Location:</b> White 2'x2' Lay-in Ceiling Tile Drywall; 1990's - 2nd Floor - 207C Restroom			(by CVES) by Beverly A. Schrage on 04/01/20
<b>Analyst Description:</b> White/Beige, Heterogeneous, Non-Fibrous, Bulk Material			
<b>Asbestos Types:</b>			
<b>Other Material:</b> Cellulose 5 %, Fibrous glass Trace, Non-fibrous 95 %			
34 O	120032137-34.1	<b>No</b>	NAD
<b>Location:</b> White Ceiling/Wall Plaster with Brown Coat ; 1960's - 1st Floor - 125 Mechanical Room			(by CVES) by Beverly A. Schrage on 04/01/20
<b>Analyst Description:</b> White, Heterogeneous, Non-Fibrous, Plaster			
<b>Asbestos Types:</b>			
<b>Other Material:</b> Non-fibrous 100 %			
34 O	120032137-34.2	<b>No</b>	NAD
<b>Location:</b> White Ceiling/Wall Plaster with Brown Coat ; 1960's - 1st Floor - 125 Mechanical Room			(by CVES) by Beverly A. Schrage on 04/01/20
<b>Analyst Description:</b> Beige, Heterogeneous, Non-Fibrous, Brown Coat (Plaster)			
<b>Asbestos Types:</b>			
<b>Other Material:</b> Non-fibrous 100 %			
35 O	120032137-35.1	<b>No</b>	NAD
<b>Location:</b> White Ceiling/Wall Plaster with Brown Coat ; 1960's - 1st Floor - 226C			(by CVES) by Beverly A. Schrage on 04/01/20
<b>Analyst Description:</b> White, Heterogeneous, Non-Fibrous, Plaster			
<b>Asbestos Types:</b>			
<b>Other Material:</b> Non-fibrous 100 %			
35 O	120032137-35.2	<b>No</b>	NAD
<b>Location:</b> White Ceiling/Wall Plaster with Brown Coat ; 1960's - 1st Floor - 226C			(by CVES) by Beverly A. Schrage on 04/01/20
<b>Analyst Description:</b> Beige, Heterogeneous, Non-Fibrous, Brown Coat (Plaster)			
<b>Asbestos Types:</b>			
<b>Other Material:</b> Non-fibrous 100 %			
36 O	120032137-36.1	<b>No</b>	NAD
<b>Location:</b> White Ceiling/Wall Plaster with Brown Coat; 1960's/1990's Basement - B-2			(by CVES) by Beverly A. Schrage on 04/01/20
<b>Analyst Description:</b> White, Heterogeneous, Non-Fibrous, Plaster			
<b>Asbestos Types:</b>			
<b>Other Material:</b> Non-fibrous 100 %			

## PLM Bulk Asbestos Report

FEI-20AL114; Southhampton Courthouse - 22350 Main Street,  
Courtland, VA 23837; 1960's (Report Amended 4/10/2020)

Client No. / HGA	Lab No.	Asbestos Present	Total % Asbestos
36 O	120032137-36.2 Location: White Ceiling/Wall Plaster with Brown Coat; 1960's/1990's Basement - B-2	No	NAD (by CVES) by Beverly A. Schrage on 04/01/20
<b>Analyst Description:</b> Beige, Heterogeneous, Non-Fibrous, Brown Coat (Plaster) <b>Asbestos Types:</b> <b>Other Material:</b> Non-fibrous 100 %			
37 P	120032137-37 Location: Gray Duct Mastic on Metal; 1960's 2nd Floor - 227	No	NAD (by CVES) by Beverly A. Schrage on 04/01/20
<b>Analyst Description:</b> Gray, Heterogeneous, Non-Fibrous, Bulk Material <b>Asbestos Types:</b> <b>Other Material:</b> Non-fibrous 100 %			
38 P	120032137-38 Location: Gray Duct Mastic on Metal; 1960's 2nd Floor - 227	No	NAD (by CVES) by Beverly A. Schrage on 04/01/20
<b>Analyst Description:</b> Gray, Heterogeneous, Non-Fibrous, Bulk Material <b>Asbestos Types:</b> <b>Other Material:</b> Non-fibrous 100 %			
39 Q	120032137-39 Location: Cream Pipe Mastic on Fiberglass Insulation; 1960's 1st Floor - 143	No	NAD (by CVES) by Beverly A. Schrage on 04/01/20
<b>Analyst Description:</b> Cream, Heterogeneous, Non-Fibrous, Bulk Material <b>Asbestos Types:</b> <b>Other Material:</b> Non-fibrous 100 %			
40 Q	120032137-40 Location: Cream Pipe Mastic on Fiberglass Insulation; 1960's 2nd Floor - 227	No	NAD (by CVES) by Beverly A. Schrage on 04/01/20
<b>Analyst Description:</b> Cream, Heterogeneous, Non-Fibrous, Bulk Material <b>Asbestos Types:</b> <b>Other Material:</b> Non-fibrous 100 %			
48 U	120032137-41L1 Location: Gray 9"x9" Vinyl Floor Tile (VFT) with Black Mastic; 1960's 1st Floor - 144	Yes	2 % (by CVES) by Beverly A. Schrage on 04/01/20
<b>Analyst Description:</b> Gray, Heterogeneous, Non-Fibrous, Floor Tile <b>Asbestos Types:</b> Chrysotile 2.0 % <b>Other Material:</b> Non-fibrous 98 %			

Client Name: France Environmental Inc

# PLM Bulk Asbestos Report

FEI-20AL114; Southhampton Courthouse - 22350 Main Street,  
Courtland, VA 23837; 1960's (Report Amended 4/10/2020)

Client No. / HGA	Lab No.	Asbestos Present	Total % Asbestos
48 U	120032137-41L2 <b>Location:</b> Gray 9"x9" Vinyl Floor Tile (VFT) with Black Mastic; 1960's 1st Floor - 144	<b>Yes</b>	3 % (by CVES) by Beverly A. Schrage on 04/01/20
<b>Analyst Description:</b> Black, Heterogeneous, Non-Fibrous, Mastic <b>Asbestos Types:</b> Chrysotile 3.0 % <b>Other Material:</b> Non-fibrous 97 %			
49 U	120032137-42L1 <b>Location:</b> Gray 9"x9" Vinyl Floor Tile (VFT) with Black Mastic; 1960's 1st Floor - 144		NA/PS
<b>Analyst Description:</b> Floor Tile <b>Asbestos Types:</b> <b>Other Material:</b>			
49 U	120032137-42L2 <b>Location:</b> Gray 9"x9" Vinyl Floor Tile (VFT) with Black Mastic; 1960's 1st Floor - 144		NA/PS
<b>Analyst Description:</b> Mastic <b>Asbestos Types:</b> <b>Other Material:</b>			
50 V	120032137-43 <b>Location:</b> White Sink Mastic Coating; 1960's 1st Floor - 141	<b>No</b>	NAD (by CVES) by Beverly A. Schrage on 04/01/20
<b>Analyst Description:</b> White, Heterogeneous, Non-Fibrous, Bulk Material <b>Asbestos Types:</b> <b>Other Material:</b> Cellulose 5 %, Non-fibrous 95 %			
51 V	120032137-44 <b>Location:</b> White Sink Mastic Coating; 1960's 1st Floor - 141	<b>No</b>	NAD (by CVES) by Beverly A. Schrage on 04/01/20
<b>Analyst Description:</b> White, Heterogeneous, Non-Fibrous, Bulk Material <b>Asbestos Types:</b> <b>Other Material:</b> Cellulose 5 %, Non-fibrous 95 %			
52 W	120032137-45 <b>Location:</b> 4" O.D. Pipe Fiberglass Pipe Insulation with Black Mastic; 1960's 1st Floor - 131	<b>No</b>	NAD (by CVES) by Beverly A. Schrage on 04/01/20
<b>Analyst Description:</b> Black/Tan, Heterogeneous, Non-Fibrous, Bulk Material <b>Asbestos Types:</b> <b>Other Material:</b> Cellulose 25 %, Non-fibrous 75 %			

# PLM Bulk Asbestos Report

FEI-20AL114; Southhampton Courthouse - 22350 Main Street,  
Courtland, VA 23837; 1960's (Report Amended 4/10/2020)

Client No. / HGA	Lab No.	Asbestos Present	Total % Asbestos
53 W	120032137-46 <b>Location:</b> 4" O.D. Pipe Fiberglass Pipe Insulation with Black Mastic; 1960's 1st Floor - 140	<b>No</b>	NAD (by CVES) by Beverly A. Schrage on 04/01/20
<b>Analyst Description:</b> Black/Tan, Heterogeneous, Non-Fibrous, Bulk Material			
<b>Asbestos Types:</b>			
<b>Other Material:</b> Cellulose 25 %, Non-fibrous 75 %			
54 X	120032137-47 <b>Location:</b> Gray Interior Door/Window Caulk; 1960's 1st Floor - Passage Connection Window	<b>Yes</b>	3 % (by CVES) by Beverly A. Schrage on 04/01/20
<b>Analyst Description:</b> Gray, Heterogeneous, Non-Fibrous, Bulk Material			
<b>Asbestos Types:</b> Chrysotile 3.0 %			
<b>Other Material:</b> Non-fibrous 97 %			
55 X	120032137-48 <b>Location:</b> Gray Interior Door/Window Caulk; 1960's 1st Floor - 137 Door Entrance		NA/PS
<b>Analyst Description:</b> Bulk Material			
<b>Asbestos Types:</b>			
<b>Other Material:</b>			
56 Y	120032137-49 <b>Location:</b> White Pipe Mastic on Fiberglass Insulation; 1960's 1st Floor - 125 Mechanical Room	<b>No</b>	NAD (by CVES) by Beverly A. Schrage on 04/01/20
<b>Analyst Description:</b> White, Heterogeneous, Non-Fibrous, Bulk Material			
<b>Asbestos Types:</b>			
<b>Other Material:</b> Fibrous glass Trace, Non-fibrous 100 %			
57 Y	120032137-50 <b>Location:</b> White Pipe Mastic on Fiberglass Insulation; 1960's 1st Floor - 125 Mechanical Room	<b>No</b>	NAD (by CVES) by Beverly A. Schrage on 04/01/20
<b>Analyst Description:</b> White, Heterogeneous, Non-Fibrous, Bulk Material			
<b>Asbestos Types:</b>			
<b>Other Material:</b> Fibrous glass Trace, Non-fibrous 100 %			
58 Z	120032137-51.1 <b>Location:</b> White Smooth Ceiling Plaster with Brown Coat ; 1960's 1st Floor - Lobby	<b>No</b>	NAD (by CVES) by Beverly A. Schrage on 04/01/20
<b>Analyst Description:</b> White, Heterogeneous, Non-Fibrous, Plaster			
<b>Asbestos Types:</b>			
<b>Other Material:</b> Non-fibrous 100 %			

## PLM Bulk Asbestos Report

FEI-20AL114; Southhampton Courthouse - 22350 Main Street,  
Courtland, VA 23837; 1960's (Report Amended 4/10/2020)

Client No. / HGA	Lab No.	Asbestos Present	Total % Asbestos
58 Z	120032137-51.2 <b>Location:</b> White Smooth Ceiling Plaster with Brown Coat ; 1960's 1st Floor - Lobby	<b>No</b>	NAD (by CVES) by Beverly A. Schrage on 04/01/20
<b>Analyst Description:</b> Beige, Heterogeneous, Non-Fibrous, Brown Coat (Plaster) <b>Asbestos Types:</b> <b>Other Material:</b> Non-fibrous 100 %			
59 Z	120032137-52.1 <b>Location:</b> White Smooth Ceiling Plaster with Brown Coat ; 1960's 1st Floor - Lobby	<b>No</b>	NAD (by CVES) by Beverly A. Schrage on 04/01/20
<b>Analyst Description:</b> White, Heterogeneous, Non-Fibrous, Plaster <b>Asbestos Types:</b> <b>Other Material:</b> Non-fibrous 100 %			
59 Z	120032137-52.2 <b>Location:</b> White Smooth Ceiling Plaster with Brown Coat ; 1960's 1st Floor - Lobby	<b>No</b>	NAD (by CVES) by Beverly A. Schrage on 04/01/20
<b>Analyst Description:</b> Beige, Heterogeneous, Non-Fibrous, Base Coat (Plaster) <b>Asbestos Types:</b> <b>Other Material:</b> Non-fibrous 100 %			
60 Z	120032137-53.1 <b>Location:</b> White Smooth Ceiling Plaster with Brown Coat ; 1960's 1st Floor - Lobby	<b>No</b>	NAD (by CVES) by Beverly A. Schrage on 04/01/20
<b>Analyst Description:</b> White, Heterogeneous, Non-Fibrous, Plaster <b>Asbestos Types:</b> <b>Other Material:</b> Non-fibrous 100 %			
60 Z	120032137-53.2 <b>Location:</b> White Smooth Ceiling Plaster with Brown Coat ; 1960's 1st Floor - Lobby	<b>No</b>	NAD (by CVES) by Beverly A. Schrage on 04/01/20
<b>Analyst Description:</b> Beige, Heterogeneous, Non-Fibrous, Base Coat (Plaster) <b>Asbestos Types:</b> <b>Other Material:</b> Non-fibrous 100 %			
61 2A	120032137-54 <b>Location:</b> Yellow Interior Door Caulk; 1960's 2nd Floor - Hallway Door - Passage Connection	<b>No</b>	NAD (by CVES) by Beverly A. Schrage on 04/01/20
<b>Analyst Description:</b> Yellow, Heterogeneous, Non-Fibrous, Bulk Material <b>Asbestos Types:</b> <b>Other Material:</b> Non-fibrous 100 %			



# PLM Bulk Asbestos Report

FEI-20AL114; Southhampton Courthouse - 22350 Main Street,  
Courtland, VA 23837; 1960's (Report Amended 4/10/2020)

Client No. / HGA	Lab No.	Asbestos Present	Total % Asbestos
62 2A	120032137-55 <b>Location:</b> Yellow Interior Door Caulk; 1960's 2nd Floor - Hallway Door - Passage Connection	<b>No</b>	NAD (by CVES) by Beverly A. Schrage on 04/01/20
<b>Analyst Description:</b> Yellow, Heterogeneous, Non-Fibrous, Bulk Material			
<b>Asbestos Types:</b>			
<b>Other Material:</b> Non-fibrous 100 %			
63 2B	120032137-56 <b>Location:</b> White 12"x12" Vinyl Floor Tile (VFT) with Gray Blotches with Tan Mastic (No Mastic); 1960's 2nd Floor - Passage Connection Ramp	<b>No</b>	NAD (by CVES) by Beverly A. Schrage on 04/01/20
<b>Analyst Description:</b> White, Heterogeneous, Non-Fibrous, Bulk Material			
<b>Asbestos Types:</b>			
<b>Other Material:</b> Non-fibrous 100 %			
<b>Comment:</b> Mastic Insufficient For Analysis.			
64 2B	120032137-57L1 <b>Location:</b> White 12"x12" Vinyl Floor Tile (VFT) with Gray Blotches with Tan Mastic (No Mastic); 1960's 2nd Floor - Passage Connection Ramp	<b>No</b>	NAD (by CVES) by Beverly A. Schrage on 04/01/20
<b>Analyst Description:</b> White, Heterogeneous, Non-Fibrous, Floor Tile			
<b>Asbestos Types:</b>			
<b>Other Material:</b> Non-fibrous 100 %			
64 2B	120032137-57L2 <b>Location:</b> White 12"x12" Vinyl Floor Tile (VFT) with Gray Blotches with Tan Mastic (No Mastic); 1960's 2nd Floor - Passage Connection Ramp	<b>No</b>	NAD <sup>1</sup> (by CVES) by Beverly A. Schrage on 04/01/20
<b>Analyst Description:</b> Yellow, Heterogeneous, Non-Fibrous, Mastic			
<b>Asbestos Types:</b>			
<b>Other Material:</b> Non-fibrous 100 %			
65 2C	120032137-58 <b>Location:</b> White Textured Ceiling Plaster; 1960's 1st Floor - Passage Connection Stairs	<b>Yes</b>	5 % (by CVES) by Beverly A. Schrage on 04/01/20
<b>Analyst Description:</b> White/Beige, Heterogeneous, Non-Fibrous, Bulk Material			
<b>Asbestos Types:</b> Chrysotile 5.0 %			
<b>Other Material:</b> Non-fibrous 95 %			

Client Name: France Environmental Inc



# PLM Bulk Asbestos Report

FEI-20AL114; Southhampton Courthouse - 22350 Main Street,  
Courtland, VA 23837; 1960's (Report Amended 4/10/2020)

Client No. / HGA	Lab No.	Asbestos Present	Total % Asbestos
66 2C	120032137-59		NA/PS
<b>Analyst Description:</b> Bulk Material <b>Asbestos Types:</b> <b>Other Material:</b>			
67 2C	120032137-60		NA/PS
<b>Analyst Description:</b> Bulk Material <b>Asbestos Types:</b> <b>Other Material:</b>			

**Reporting Notes:**

- (1) Insufficient material submitted for accurate quantitation during PLM analysis (no QC possible).

Analyzed by:  Beverly A. Schrage Date: 3/31/2020 Reviewed by: 

\*NAD = no asbestos detected, Detection Limit <1%, Reporting Limits: CVES = 1%, 400 Pt Ct = 0.25%, 1000 Pt Ct = 0.1%; "Present" or NVA = "No Visible Asbestos" are observations made during a qualitative analysis; NA = not analyzed; NA/PS = not analyzed / positive stop; PLM Bulk Asbestos Analysis by EPA 600/R-93/116 per 40 CFR 763 (NVLAP Lab Code 101904-0) and ELAP PLM Analysis Protocol 198.1 for New York friable samples which includes quantitation of any vermiculite observed (198.6 for NOB samples) or EPA 400 pt ct by EPA 600/M4-82-020 (NYSDOH ELAP Lab # 10984); CA ELAP Lab # 2508; Note: PLM is not consistently reliable in detecting asbestos in floor coverings and similar NOB materials. NAD or Trace results by PLM are inconclusive, TEM is currently the only method that can be used to determine if this material can be considered or treated as non-asbestos-containing in New York State (also see EPA Advisory for floor tile, FR 59, 146, 38970, 8/1/94). NIST Accreditation requirements mandate that this report must not be reproduced except in full without the approval of the laboratory. This PLM report relates ONLY to the items tested.



**CHAIN OF CUSTODY RECORD 120-03-2137**

<b>Project Name:</b> Southampton Courthouse – 22350 Main Street, Courtland, VA 23837	<b>Sample to Lab Via:</b> Drop Off	<b>Report To:</b> France Environmental, Inc.	<b>Sample Type:</b>  <input type="checkbox"/> Asbestos – PCM <input type="checkbox"/> Asbestos – TEM <input checked="" type="checkbox"/> Asbestos – Bulk <input type="checkbox"/> Lead-in-Air <input type="checkbox"/> Lead – Wipe <input type="checkbox"/> Lead – TCLP <input type="checkbox"/> Lead – Bulk <input type="checkbox"/> Other
<b>Building Section:</b> 1960's	<b>Date Sent to Lab:</b> 3-31-20	<b>Project Manager:</b> Mike Leonard	
	<b>Date Sampled:</b> 3-30-20	<b>Address:</b> 7834 Forest Hill Ave, Suite 7	
<b>Project Number:</b> FEI-20AL114	<b>Turn-Around Time:</b> 2-Day	<b>City/State/Zip:</b> Richmond, VA 23225	
<b>Client Name:</b> UMFS	<b>Report Via:</b> <input type="checkbox"/> Verbal <input type="checkbox"/> Fax <input checked="" type="checkbox"/> U.S. Mail <input type="checkbox"/> Overnight <input checked="" type="checkbox"/> Electronic – France	<b>Telephone:</b>  Work: 804-716-0560	
<b>Field Inspector:</b> Andrew Baird			

**LABORATORY SUBMITTED TO:**

AmeriSci Richmond (ACCT #: 11647)  
 13635 Genito Road  
 Midlothian, Virginia 23112  
 804.763.1200

Schneider Laboratories, Inc. (ACCT #: 2763)  
 2512 West Cary Street  
 Richmond, Virginia 23220-5117  
 804.353.6778

**FIRST POSITIVE STOP**

Sample Group	Sample Number	Sample Description	Sample Location
A	1	White 2'x2' Chicken Scratch Lay-in Ceiling Tile	1960's – 1 <sup>st</sup> Floor – 132
A	2	White 2'x2' Chicken Scratch Lay-in Ceiling Tile	1960's – 2 <sup>nd</sup> Floor – 222
A	3	White 2'x2' Chicken Scratch Lay-in Ceiling Tile	1990's – 1 <sup>st</sup> Floor - 109
B	4	White Wall Drywall with White Joint Compound	1960's – 1 <sup>st</sup> Floor – 132
B	5	White Wall Drywall with White Joint Compound	1960's – 2 <sup>nd</sup> Floor – 223A
B	6	White Wall Drywall with White Joint Compound	1960's – 1 <sup>st</sup> Floor – 140 - Closet
C	7	Gray 4" Vinyl Cove Base with Cream Mastic	1960's – 1 <sup>st</sup> Floor - 132
C	8	Gray 4" Vinyl Cove Base with Cream Mastic	1990's – 1 <sup>st</sup> Floor – Sally Port 117
D	9	Gray Interior Window Glazing	1960's – 1 <sup>st</sup> Floor - 131
D	10	Gray Interior Window Glazing	1960's – 1 <sup>st</sup> Floor - 142
E	11	Gray Interior Window Caulk	1960's – 1 <sup>st</sup> Floor - 131
E	12	Gray Interior Window Caulk	1960's – 1 <sup>st</sup> Floor - 135
F	13	White 12"x12" Vinyl Floor Tile (VFT) with Black Mastic	1960s – 1 <sup>st</sup> Floor – 136B
F	14	White 12"x12" Vinyl Floor Tile (VFT) with Black Mastic	1960's – 2 <sup>nd</sup> Floor - 223
G	15	White Ceiling Drywall with White Joint Compound	1960s – 1 <sup>st</sup> Floor – 136B
G	16	White Ceiling Drywall with White Joint Compound	1960s – 1 <sup>st</sup> Floor – 136A
G	17	White Ceiling Drywall with White Joint Compound	1960s – 1 <sup>st</sup> Floor – 136A
H	18	Yellow Carpet Glue with Black Mastic	1960's – 1 <sup>st</sup> Floor – 132

Relinquished by: Andrew Baird Date: 3-31-20 Time: PM

Accepted by: \_\_\_\_\_ Date: \_\_\_\_\_ Time: \_\_\_\_\_

Additional Remarks: 2-Day TAT

Sampler Signature: Andrew Baird Kanyelle m  
4-10-20



**CHAIN OF CUSTODY RECORD 120-03-2137**

<b>Project Name:</b> Southampton Courthouse – 22350 Main Street, Courtland, VA 23837	<b>Sample to Lab Via:</b> Drop Off	<b>Report To:</b> France Environmental, Inc.	<b>Sample Type:</b> <input type="checkbox"/> Asbestos – PCM <input type="checkbox"/> Asbestos – TEM <input checked="" type="checkbox"/> Asbestos – Bulk <input type="checkbox"/> Lead-in-Air <input type="checkbox"/> Lead – Wipe <input type="checkbox"/> Lead – TCLP <input type="checkbox"/> Lead – Bulk <input type="checkbox"/> Other
<b>Building Section:</b> 1960's	<b>Date Sent to Lab:</b> 3-31-20	<b>Project Manager:</b> Mike Leonard	
	<b>Date Sampled:</b> 3-30-20	<b>Address:</b> 7834 Forest Hill Ave, Suite 7	
<b>Project Number:</b> FEI-20AL114	<b>Turn-Around Time:</b> 2-Day	<b>City/State/Zip:</b> Richmond, VA 23225	
<b>Client Name:</b> UMFS	<b>Report Via:</b> <input type="checkbox"/> Verbal <input type="checkbox"/> Fax <input checked="" type="checkbox"/> U.S. Mail <input type="checkbox"/> Overnight <input checked="" type="checkbox"/> Electronic – France Distribution List	<b>Telephone:</b> Work: 804-716-0560	
<b>Field Inspector:</b> Andrew Baird			

**LABORATORY SUBMITTED TO:**

AmeriSci Richmond (ACCT #: 11647)  
13635 Genito Road  
Midlothian, Virginia 23112  
804.763.1200

Schneider Laboratories, Inc. (ACCT #: 2763)  
2512 West Cary Street  
Richmond, Virginia 23220-5117  
804.353.6778

**FIRST POSITIVE STOP**

Sample Group	Sample Number	Sample Description	Sample Location
H	19	Yellow Carpet Glue with Black Mastic	1960's – 1 <sup>st</sup> Floor – 140
I	20	White Ceiling Plaster with White Ceiling Drywall	1960's – 1 <sup>st</sup> Floor – 131 – Back Half
I	21	White Ceiling Plaster with White Ceiling Drywall	1960's – 1 <sup>st</sup> Floor – 142
I	22	White Ceiling Plaster with White Ceiling Drywall	1960's – 2 <sup>nd</sup> Floor - 220
J	23	Gray Sink Mastic Coating	1960's – 2 <sup>nd</sup> Floor – 223A
J	24	Gray Sink Mastic Coating	1960's – 2 <sup>nd</sup> Floor – 223A
K	25	Yellow Carpet Glue with Black Mastic	1960's – 2 <sup>nd</sup> Floor – 221
K	26	Yellow Carpet Glue with Black Mastic	1960's – 2 <sup>nd</sup> Floor – 225
L	27	Cream Wall Caulk	1960's – 2 <sup>nd</sup> Floor – 226C At Brick Wall
L	28	Cream Wall Caulk	1960's – 2 <sup>nd</sup> Floor – 226C At Brick Wall
M	29	White Rolled Resilient Sheet Flooring with Black Mastic	1960's – 2 <sup>nd</sup> Floor – 224B Restroom
M	30	White Rolled Resilient Sheet Flooring with Black Mastic	1960's – 2 <sup>nd</sup> Floor – 224C
N	31	White 2'x2' Lay-in Ceiling Tile Drywall	1960's – 2 <sup>nd</sup> Floor – 224B Restroom
N	32	White 2'x2' Lay-in Ceiling Tile Drywall	1990's – 1 <sup>st</sup> Floor – 115 Restroom
N	33	White 2'x2' Lay-in Ceiling Tile Drywall	1990's – 2 <sup>nd</sup> Floor – 207C Restroom
O	34	White Ceiling/Wall Plaster with Brown Coat	1960's – 1 <sup>st</sup> Floor – 125 Mechanical Room
O	35	White Ceiling/Wall Plaster with Brown Coat	1960's – 1 <sup>st</sup> Floor – 226C

Relinquished by: Andrew Baird Date: 1-15-20 Time: \_\_\_\_\_ PM

Accepted by: \_\_\_\_\_ Date: \_\_\_\_\_ Time: \_\_\_\_\_

Additional Remarks: 3-Day TAT

Sampler Signature: Andrew Baird Kayle M  
4-10-20



**CHAIN OF CUSTODY RECORD 120-03-2137**

<b>Project Name:</b> Southampton Courthouse – 22350 Main Street, Courtland, VA 23837	<b>Sample to Lab Via:</b> Drop Off	<b>Report To:</b> France Environmental, Inc.	<b>Sample Type:</b> ____ Asbestos – PCM ____ Asbestos – TEM <input checked="" type="checkbox"/> Asbestos – Bulk ____ Lead-in-Air ____ Lead – Wipe ____ Lead – TCLP ____ Lead – Bulk ____ Other
<b>Building Section:</b> 1960's	<b>Date Sent to Lab:</b> 3-31-20	<b>Project Manager:</b> Mike Leonard	
	<b>Date Sampled:</b> 3-30-20	<b>Address:</b> 7834 Forest Hill Ave, Suite 7	
<b>Project Number:</b> FEI-20AL114	<b>Turn-Around Time:</b> 2-Day	<b>City/State/Zip:</b> Richmond, VA 23225	
<b>Client Name:</b> UMFS	<b>Report Via:</b> ____ Verbal      ____ Fax <input checked="" type="checkbox"/> U.S. Mail ____ Overnight <input checked="" type="checkbox"/> Electronic – France Distribution List	<b>Telephone:</b> Work: 804-716-0560	
<b>Field Inspector:</b> Andrew Baird			

**LABORATORY SUBMITTED TO:**

AmeriSci Richmond (ACCT #: 11647)  
 13635 Genito Road  
 Midlothian, Virginia 23112  
 804.763.1200

\_\_\_\_ Schneider Laboratories, Inc. (ACCT #: 2763)  
 2512 West Cary Street  
 Richmond, Virginia 23220-5117  
 804.353.6778

**FIRST POSITIVE STOP**

Sample Group	Sample Number	Sample Description	Sample Location
O	36	White Ceiling/Wall Plaster with Brown Coat	1960's/1990's Basement – B-2
P	37	Gray Duct Mastic on Metal	1960's 2 <sup>nd</sup> Floor - 227
P	38	Gray Duct Mastic on Metal	1960's 2 <sup>nd</sup> Floor - 227
Q	39	Cream Pipe Mastic on Fiberglass Insulation	1960's 1 <sup>st</sup> Floor - 143
Q	40	Cream Pipe Mastic on Fiberglass Insulation	1960's 2 <sup>nd</sup> Floor - 227
U	48	Gray 9"x9" Vinyl Floor Tile (VFT) with Black Mastic	1960's 1 <sup>st</sup> Floor - 144
U	49	Gray 9"x9" Vinyl Floor Tile (VFT) with Black Mastic	1960's 1 <sup>st</sup> Floor - 144
V	50	White Sink Mastic Coating	1960's 1 <sup>st</sup> Floor - 141
V	51	White Sink Mastic Coating	1960's 1 <sup>st</sup> Floor - 141
W	52	4" O.D. Pipe Fiberglass Pipe Insulation with Black Mastic	1960's 1 <sup>st</sup> Floor - 131
W	53	4" O.D. Pipe Fiberglass Pipe Insulation with Black Mastic	1960's 1 <sup>st</sup> Floor - 140
X	54	Gray Interior Door/Window Caulk	1960's 1 <sup>st</sup> Floor – Passage Connection Window
X	55	Gray Interior Door/Window Caulk	1960's 1 <sup>st</sup> Floor – 137 Door Entrance
Y	56	White Pipe Mastic on Fiberglass Insulation	1960's 1 <sup>st</sup> Floor – 125 Mechanical Room
Y	57	White Pipe Mastic on Fiberglass Insulation	1960's 1 <sup>st</sup> Floor – 125 Mechanical Room
Z	58	White Smooth Ceiling Plaster with Brown Coat	1960's 1 <sup>st</sup> Floor - Lobby
Z	59	White Smooth Ceiling Plaster with Brown Coat	1960's 1 <sup>st</sup> Floor - Lobby
Z	60	White Smooth Ceiling Plaster with Brown Coat	1960's 1 <sup>st</sup> Floor - Lobby
2A	61	Yellow Interior Door Caulk	1960's 2 <sup>nd</sup> Floor – Hallway Door – Passage Connection

**Relinquished by:** Andrew Baird      **Date:** 3-31-20      **Time:** \_\_\_\_\_ **PM**

**Accepted by:** \_\_\_\_\_      **Date:** \_\_\_\_\_      **Time:** \_\_\_\_\_

**Additional Remarks:** 2-Day TAT

**Sampler Signature:** Andrew Baird      Keyle M  
4-10-20





**AmeriSci Richmond**

13635 GENITO ROAD  
MIDLOTHIAN, VIRGINIA 23112  
TEL: (804) 763-1200 • FAX: (804) 763-1800

## PLM Bulk Asbestos Report

France Environmental Inc  
Attn: Joe France  
7834 Forest Hill Ave  
Suite 7  
Richmond, VA 23225

**Date Received** 03/31/20    **AmeriSci Job #** 120032136  
**Date Examined** 03/31/20    **P.O. #**  
**Page 1 of 9**

**RE:** FEI-20AL114; Southhampton Courthouse - 22350 Main Street,  
Courtland, VA 23837; 1990's & Historic Court House

Client No. / HGA	Lab No.	Asbestos Present	Total % Asbestos
41 R  <b>Location:</b> Yellow Carpet Glue; 1990's 1st Floor - 109	120032136-01	<b>No</b>	NAD  (by CVES) by William M. Dunstan on 03/31/20
<b>Analyst Description:</b> Yellow, Heterogeneous, Non-Fibrous, Bulk Material <b>Asbestos Types:</b> <b>Other Material:</b> Non-fibrous 100 %			
42 R  <b>Location:</b> Yellow Carpet Glue; 1990's 2nd Floor - 203 Hallway	120032136-02	<b>No</b>	NAD  (by CVES) by William M. Dunstan on 03/31/20
<b>Analyst Description:</b> Yellow, Heterogeneous, Non-Fibrous, Bulk Material <b>Asbestos Types:</b> <b>Other Material:</b> Non-fibrous 100 %			
43 S  <b>Location:</b> Dark Gray 4" Vinyl Cove Base with Cream Mastic; 1990's 1st Floor - 109	120032136-03L1	<b>No</b>	NAD  (by CVES) by William M. Dunstan on 03/31/20
<b>Analyst Description:</b> Dark Gray, Heterogeneous, Non-Fibrous, Cove Base <b>Asbestos Types:</b> <b>Other Material:</b> Non-fibrous 100 %			
43 S  <b>Location:</b> Dark Gray 4" Vinyl Cove Base with Cream Mastic; 1990's 1st Floor - 109	120032136-03L2	<b>No</b>	NAD  (by CVES) by William M. Dunstan on 03/31/20
<b>Analyst Description:</b> Cream, Heterogeneous, Non-Fibrous, Mastic <b>Asbestos Types:</b> <b>Other Material:</b> Non-fibrous 100 %			
44 S  <b>Location:</b> Dark Gray 4" Vinyl Cove Base with Cream Mastic; 1990's 1st Floor - 112	120032136-04L1	<b>No</b>	NAD  (by CVES) by William M. Dunstan on 03/31/20
<b>Analyst Description:</b> Dark Gray, Heterogeneous, Non-Fibrous, Cove Base <b>Asbestos Types:</b> <b>Other Material:</b> Non-fibrous 100 %			



Client Name: France Environmental Inc

# PLM Bulk Asbestos Report

FEI-20AL114; Southhampton Courthouse - 22350 Main Street,  
Courtland, VA 23837; 1990's & Historic Court House

Client No. / HGA	Lab No.	Asbestos Present	Total % Asbestos
44 S	120032136-04L2 Location: Dark Gray 4" Vinyl Cove Base with Cream Mastic; 1990's 1st Floor - 112	No	NAD (by CVES) by William M. Dunstan on 03/31/20
<b>Analyst Description:</b> Cream, Heterogeneous, Non-Fibrous, Mastic <b>Asbestos Types:</b> <b>Other Material:</b> Non-fibrous 100 %			
45 T	120032136-05.1 Location: White Wall Drywall with White Joint Compound; 1990's 1st Floor - 109	No	NAD (by CVES) by William M. Dunstan on 03/31/20
<b>Analyst Description:</b> White/Brown, Heterogeneous, Non-Fibrous, Bulk Material <b>Asbestos Types:</b> <b>Other Material:</b> Cellulose 3 %, Fibrous glass 2 %, Non-fibrous 95 %			
45 T	120032136-05.2 Location: White Wall Drywall with White Joint Compound; 1990's 1st Floor - 109	No	NAD (by CVES) by William M. Dunstan on 03/31/20
<b>Analyst Description:</b> White, Heterogeneous, Non-Fibrous, Bulk Material <b>Asbestos Types:</b> <b>Other Material:</b> Non-fibrous 100 %			
46 T	120032136-06.1 Location: White Wall Drywall with White Joint Compound; 1990's 1st Floor - 112	No	NAD (by CVES) by William M. Dunstan on 03/31/20
<b>Analyst Description:</b> White/Brown, Heterogeneous, Non-Fibrous, Bulk Material <b>Asbestos Types:</b> <b>Other Material:</b> Cellulose 3 %, Fibrous glass 2 %, Non-fibrous 95 %			
46 T	120032136-06.2 Location: White Wall Drywall with White Joint Compound; 1990's 1st Floor - 112	No	NAD (by CVES) by William M. Dunstan on 03/31/20
<b>Analyst Description:</b> White, Heterogeneous, Non-Fibrous, Bulk Material <b>Asbestos Types:</b> <b>Other Material:</b> Non-fibrous 100 %			
47 T	120032136-07.1 Location: White Wall Drywall with White Joint Compound; 1990's 2nd Floor - 207	No	NAD (by CVES) by William M. Dunstan on 03/31/20
<b>Analyst Description:</b> White/Brown, Heterogeneous, Non-Fibrous, Bulk Material <b>Asbestos Types:</b> <b>Other Material:</b> Cellulose 3 %, Fibrous glass 2 %, Non-fibrous 95 %			

Client Name: France Environmental Inc

## PLM Bulk Asbestos Report

FEI-20AL114; Southhampton Courthouse - 22350 Main Street,  
Courtland, VA 23837; 1990's & Historic Court House

Client No. / HGA	Lab No.	Asbestos Present	Total % Asbestos
47 T	120032136-07.2 Location: White Wall Drywall with White Joint Compound; 1990's 2nd Floor - 207	No	NAD (by CVES) by William M. Dunstan on 03/31/20
<b>Analyst Description:</b> White, Heterogeneous, Non-Fibrous, Bulk Material <b>Asbestos Types:</b> <b>Other Material:</b> Non-fibrous 100 %			
68 2D	120032136-08 Location: Gray Duct Mastic on Metal; 1960's/1990's Basement - B-2	No	NAD (by CVES) by William M. Dunstan on 03/31/20
<b>Analyst Description:</b> Gray, Heterogeneous, Non-Fibrous, Bulk Material <b>Asbestos Types:</b> <b>Other Material:</b> Non-fibrous 100 %			
69 2D	120032136-09 Location: Gray Duct Mastic on Metal; 1960's/1990's Basement - B-6	No	NAD (by CVES) by William M. Dunstan on 03/31/20
<b>Analyst Description:</b> Gray, Heterogeneous, Non-Fibrous, Bulk Material <b>Asbestos Types:</b> <b>Other Material:</b> Non-fibrous 100 %			
70 2E	120032136-10 Location: Cream Pipe Mastic on Fiberglass Insulation; 1960's/1990's Basement - B-2	No	NAD (by CVES) by William M. Dunstan on 04/01/20
<b>Analyst Description:</b> Cream, Heterogeneous, Non-Fibrous, Bulk Material <b>Asbestos Types:</b> <b>Other Material:</b> Non-fibrous 100 %			
71 2E	120032136-11 Location: Cream Pipe Mastic on Fiberglass Insulation; 1960's/1990's Basement - B-6	No	NAD (by CVES) by William M. Dunstan on 04/01/20
<b>Analyst Description:</b> Cream, Heterogeneous, Non-Fibrous, Bulk Material <b>Asbestos Types:</b> <b>Other Material:</b> Non-fibrous 100 %			
72 2F	120032136-12 Location: Tan Duct Mastic on Metal; 1960's/1990's Basement - B-2	No	NAD (by CVES) by William M. Dunstan on 04/01/20
<b>Analyst Description:</b> Yellow, Heterogeneous, Non-Fibrous, Bulk Material <b>Asbestos Types:</b> <b>Other Material:</b> Non-fibrous 100 %			

Client Name: France Environmental Inc

# PLM Bulk Asbestos Report

FEI-20AL114; Southhampton Courthouse - 22350 Main Street,  
Courtland, VA 23837; 1990's & Historic Court House

Client No. / HGA	Lab No.	Asbestos Present	Total % Asbestos
73 2F	120032136-13 Location: Tan Duct Mastic on Metal; 1960's/1990's Basement - B-2	No	NAD (by CVES) by William M. Dunstan on 04/01/20
<b>Analyst Description:</b> Yellow, Heterogeneous, Non-Fibrous, Bulk Material			
<b>Asbestos Types:</b>			
<b>Other Material:</b> Non-fibrous 100 %			
74 2G	120032136-14 Location: 4" O.D. Pipe Fiberglass Insulation with Black Mastic; 1960's/1990's Basement - B-6 - Above Ceiling	No	NAD (by CVES) by William M. Dunstan on 04/01/20
<b>Analyst Description:</b> Black/Tan, Heterogeneous, Fibrous, Bulk Material			
<b>Asbestos Types:</b>			
<b>Other Material:</b> Cellulose 25 %, Non-fibrous 75 %			
75 2G	120032136-15 Location: 4" O.D. Pipe Fiberglass Insulation with Black Mastic; 1960's/1990's Basement - B-6 - Above Ceiling	No	NAD (by CVES) by William M. Dunstan on 04/01/20
<b>Analyst Description:</b> Black/Tan, Heterogeneous, Fibrous, Bulk Material			
<b>Asbestos Types:</b>			
<b>Other Material:</b> Cellulose 25 %, Non-fibrous 75 %			
76 2H	120032136-16 Location: Black Wall Mastic on Brick Wall; 1960's/1990's Basement - B-1 Hallway	No	NAD (by CVES) by William M. Dunstan on 04/01/20
<b>Analyst Description:</b> Black, Heterogeneous, Non-Fibrous, Bulk Material			
<b>Asbestos Types:</b>			
<b>Other Material:</b> Non-fibrous 100 %			
77 2H	120032136-17 Location: Black Wall Mastic on Brick Wall; 1960's/1990's Basement - B-1 Hallway	No	NAD (by CVES) by William M. Dunstan on 04/01/20
<b>Analyst Description:</b> Black, Heterogeneous, Non-Fibrous, Bulk Material			
<b>Asbestos Types:</b>			
<b>Other Material:</b> Non-fibrous 100 %			
78 2I	120032136-18 Location: White Duct Mastic on Metal/Fiberglass Insulation; 1960's/1990's Basement - B4	No	NAD (by CVES) by William M. Dunstan on 04/01/20
<b>Analyst Description:</b> White, Heterogeneous, Non-Fibrous, Bulk Material			
<b>Asbestos Types:</b>			
<b>Other Material:</b> Non-fibrous 100 %			

Client Name: France Environmental Inc

**PLM Bulk Asbestos Report**FEI-20AL114; Southhampton Courthouse - 22350 Main Street,  
Courtland, VA 23837; 1990's & Historic Court House

Client No. / HGA	Lab No.	Asbestos Present	Total % Asbestos
79 21	120032136-19	No	NAD
<b>Location:</b> White Duct Mastic on Metal/Fiberglass Insulation; 1960's/1990's Basement - B5			(by CVES) by William M. Dunstan on 04/01/20
<b>Analyst Description:</b> White, Heterogeneous, Non-Fibrous, Bulk Material			
<b>Asbestos Types:</b>			
<b>Other Material:</b> Non-fibrous 100 %			
80 2J	120032136-20	No	NAD
<b>Location:</b> Black Wall/I-Beam Mastic; 1960's/1990's Basement - B-6 - Crawlspace Vault			(by CVES) by William M. Dunstan on 04/01/20
<b>Analyst Description:</b> Black, Heterogeneous, Non-Fibrous, Bulk Material			
<b>Asbestos Types:</b>			
<b>Other Material:</b> Cellulose 5 %, Non-fibrous 95 %			
81 2J	120032136-21	No	NAD
<b>Location:</b> Black Wall/I-Beam Mastic; 1960's/1990's Basement - B-6 - Crawlspace Vault			(by CVES) by William M. Dunstan on 04/01/20
<b>Analyst Description:</b> Black, Heterogeneous, Non-Fibrous, Bulk Material			
<b>Asbestos Types:</b>			
<b>Other Material:</b> Cellulose 5 %, Non-fibrous 95 %			
82 2K	120032136-22	Yes	8 %
<b>Location:</b> White Textured Ceiling Plaster; Historic Courthouse Building - 1st Floor - 103			(by CVES) by William M. Dunstan on 04/01/20
<b>Analyst Description:</b> White, Heterogeneous, Fibrous, Bulk Material			
<b>Asbestos Types:</b> Chrysotile 8.0 %			
<b>Other Material:</b> Non-fibrous 92 %			
83 2K	120032136-23		NA/PS
<b>Location:</b> White Textured Ceiling Plaster; Historic Courthouse Building - 1st Floor - 104			
<b>Analyst Description:</b> Bulk Material			
<b>Asbestos Types:</b>			
<b>Other Material:</b>			
84 2K	120032136-24		NA/PS
<b>Location:</b> White Textured Ceiling Plaster; Historic Courthouse Building - 2nd Floor - 214			
<b>Analyst Description:</b> Bulk Material			
<b>Asbestos Types:</b>			
<b>Other Material:</b>			

Client Name: France Environmental Inc

**PLM Bulk Asbestos Report**FEI-20AL114; Southhampton Courthouse - 22350 Main Street,  
Courtland, VA 23837; 1990's & Historic Court House

Client No. / HGA	Lab No.	Asbestos Present	Total % Asbestos
85 2L	120032136-25	<b>Yes</b>	2 %
<b>Location:</b> Yellow Carpet Glue with Black Mastic; Historic Courthouse Building - 1st Floor - Court Room			(by CVES) by William M. Dunstan on 04/01/20
<b>Analyst Description:</b> Yellow/Black, Heterogeneous, Non-Fibrous, Bulk Material			
<b>Asbestos Types:</b> Chrysotile 2.0 %			
<b>Other Material:</b> Non-fibrous 98 %			
86 2L	120032136-26		NA/PS
<b>Location:</b> Yellow Carpet Glue with Black Mastic; Historic Courthouse Building - 2nd Floor - Court Room			
<b>Analyst Description:</b> Bulk Material			
<b>Asbestos Types:</b>			
<b>Other Material:</b>			
87 2M	120032136-27.1	<b>No</b>	NAD
<b>Location:</b> White Wall Plaster with Brown Coat with Wall Drywall; Historic Courthouse Building - 1st Floor - 103			(by CVES) by William M. Dunstan on 04/01/20
<b>Analyst Description:</b> White, Heterogeneous, Non-Fibrous, Skim Coat (Plaster)			
<b>Asbestos Types:</b>			
<b>Other Material:</b> Non-fibrous 100 %			
87 2M	120032136-27.2	<b>No</b>	NAD
<b>Location:</b> White Wall Plaster with Brown Coat with Wall Drywall; Historic Courthouse Building - 1st Floor - 103			(by CVES) by William M. Dunstan on 04/01/20
<b>Analyst Description:</b> Gray, Heterogeneous, Non-Fibrous, Cementitious, Base Coat (Plaster)			
<b>Asbestos Types:</b>			
<b>Other Material:</b> Non-fibrous 100 %			
87 2M	120032136-27.3	<b>No</b>	NAD
<b>Location:</b> White Wall Plaster with Brown Coat with Wall Drywall; Historic Courthouse Building - 1st Floor - 103			(by CVES) by William M. Dunstan on 04/01/20
<b>Analyst Description:</b> White, Heterogeneous, Non-Fibrous, Joint Compound			
<b>Asbestos Types:</b>			
<b>Other Material:</b> Non-fibrous 100 %			
88 2M	120032136-28.1	<b>No</b>	NAD
<b>Location:</b> White Wall Plaster with Brown Coat with Wall Drywall; Historic Courthouse Building - 1st Floor - 104			(by CVES) by William M. Dunstan on 04/01/20
<b>Analyst Description:</b> White, Heterogeneous, Non-Fibrous, Skim Coat (Plaster)			
<b>Asbestos Types:</b>			
<b>Other Material:</b> Non-fibrous 100 %			

Client Name: France Environmental Inc

# PLM Bulk Asbestos Report

FEI-20AL114; Southhampton Courthouse - 22350 Main Street,  
Courtland, VA 23837; 1990's & Historic Court House

Client No. / HGA	Lab No.	Asbestos Present	Total % Asbestos
88 2M	120032136-28.2	<b>No</b>	NAD
<b>Location:</b> White Wall Plaster with Brown Coat with Wall Drywall; Historic Courthouse Building - 1st Floor - 104			(by CVES) by William M. Dunstan on 04/01/20
<b>Analyst Description:</b> Gray, Heterogeneous, Non-Fibrous, Cementitious, Base Coat (Plaster)			
<b>Asbestos Types:</b>			
<b>Other Material:</b> Non-fibrous 100 %			
88 2M	120032136-28.3	<b>No</b>	NAD
<b>Location:</b> White Wall Plaster with Brown Coat with Wall Drywall; Historic Courthouse Building - 1st Floor - 104			(by CVES) by William M. Dunstan on 04/01/20
<b>Analyst Description:</b> White, Heterogeneous, Non-Fibrous, Joint Compound			
<b>Asbestos Types:</b>			
<b>Other Material:</b> Non-fibrous 100 %			
89 2M	120032136-29.1	<b>No</b>	NAD
<b>Location:</b> White Wall Plaster with Brown Coat with Wall Drywall; Historic Courthouse Building - 2nd Floor - 214			(by CVES) by William M. Dunstan on 04/01/20
<b>Analyst Description:</b> White, Heterogeneous, Non-Fibrous, Skim Coat (Plaster)			
<b>Asbestos Types:</b>			
<b>Other Material:</b> Non-fibrous 100 %			
89 2M	120032136-29.2	<b>No</b>	NAD
<b>Location:</b> White Wall Plaster with Brown Coat with Wall Drywall; Historic Courthouse Building - 2nd Floor - 214			(by CVES) by William M. Dunstan on 04/01/20
<b>Analyst Description:</b> Gray, Heterogeneous, Non-Fibrous, Cementitious, Base Coat (Plaster)			
<b>Asbestos Types:</b>			
<b>Other Material:</b> Non-fibrous 100 %			
89 2M	120032136-29.3	<b>No</b>	NAD
<b>Location:</b> White Wall Plaster with Brown Coat with Wall Drywall; Historic Courthouse Building - 2nd Floor - 214			(by CVES) by William M. Dunstan on 04/01/20
<b>Analyst Description:</b> White, Heterogeneous, Non-Fibrous, Drywall			
<b>Asbestos Types:</b>			
<b>Other Material:</b> Cellulose 3 %, Fibrous glass 2 %, Non-fibrous 95 %			
90 2N	120032136-30	<b>No</b>	NAD
<b>Location:</b> White Textured Coating; 1990's 1st Floor - 117 Sally Port			(by CVES) by William M. Dunstan on 04/01/20
<b>Analyst Description:</b> White/Gray, Heterogeneous, Non-Fibrous, Cementitious, Bulk Material			
<b>Asbestos Types:</b>			
<b>Other Material:</b> Non-fibrous 100 %			

Client Name: France Environmental Inc

# PLM Bulk Asbestos Report

FEI-20AL114; Southhampton Courthouse - 22350 Main Street,  
Courtland, VA 23837; 1990's & Historic Court House

Client No. / HGA	Lab No.	Asbestos Present	Total % Asbestos
91 2N	120032136-31 Location: White Textured Coating; 1990's 1st Floor - 118B	No	NAD (by CVES) by William M. Dunstan on 04/01/20
<b>Analyst Description:</b> White/Gray, Heterogeneous, Non-Fibrous, Cementitious, Bulk Material			
<b>Asbestos Types:</b>			
<b>Other Material:</b> Non-fibrous 100 %			
92 2N	120032136-32 Location: White Textured Coating; 1990's 2nd Floor - 208	No	NAD (by CVES) by William M. Dunstan on 04/01/20
<b>Analyst Description:</b> White/Gray, Heterogeneous, Non-Fibrous, Cementitious, Bulk Material			
<b>Asbestos Types:</b>			
<b>Other Material:</b> Non-fibrous 100 %			
93 2O	120032136-33L1 Location: Blue Stair Tread with Gold Mastic; 1990's 1st Floor - Stairs Next to Sally Port	No	NAD (by CVES) by William M. Dunstan on 04/01/20
<b>Analyst Description:</b> Blue, Heterogeneous, Non-Fibrous, Stair Tread			
<b>Asbestos Types:</b>			
<b>Other Material:</b> Non-fibrous 100 %			
93 2O	120032136-33L2 Location: Blue Stair Tread with Gold Mastic; 1990's 1st Floor - Stairs Next to Sally Port	No	NAD (by CVES) by William M. Dunstan on 04/01/20
<b>Analyst Description:</b> Gold, Heterogeneous, Non-Fibrous, Mastic			
<b>Asbestos Types:</b>			
<b>Other Material:</b> Non-fibrous 100 %			
94 2O	120032136-34L1 Location: Blue Stair Tread with Gold Mastic; 1990's 2nd Floor - Stairs Next to Sally Port	No	NAD (by CVES) by William M. Dunstan on 04/01/20
<b>Analyst Description:</b> Blue, Heterogeneous, Non-Fibrous, Stair Tread			
<b>Asbestos Types:</b>			
<b>Other Material:</b> Non-fibrous 100 %			
94 2O	120032136-34L2 Location: Blue Stair Tread with Gold Mastic; 1990's 2nd Floor - Stairs Next to Sally Port	No	NAD (by CVES) by William M. Dunstan on 04/01/20
<b>Analyst Description:</b> Gold, Heterogeneous, Non-Fibrous, Mastic			
<b>Asbestos Types:</b>			
<b>Other Material:</b> Non-fibrous 100 %			



Client Name: France Environmental Inc

# PLM Bulk Asbestos Report

FEI-20AL114; Southhampton Courthouse - 22350 Main Street,  
Courtland, VA 23837; 1990's & Historic Court House

Client No. / HGA	Lab No.	Asbestos Present	Total % Asbestos
95 2P	120032136-35 Location: Gray Sink Mastic Coating; 1990's 2nd Floor - 207	No	NAD (by CVES) by William M. Dunstan on 04/01/20
<b>Analyst Description:</b> Gray, Heterogeneous, Non-Fibrous, Bulk Material <b>Asbestos Types:</b> <b>Other Material:</b> Cellulose 8 %, Non-fibrous 92 %			
96 2P	120032136-36 Location: Gray Sink Mastic Coating; 1990's 2nd Floor - 207	No	NAD (by CVES) by William M. Dunstan on 04/01/20
<b>Analyst Description:</b> Gray, Heterogeneous, Non-Fibrous, Bulk Material <b>Asbestos Types:</b> <b>Other Material:</b> Cellulose 8 %, Non-fibrous 92 %			

**Reporting Notes:**

Analyzed by: William M. Dunstan Wm Dunstan Date: 3/31/2020 Reviewed by: WMD

\*NAD = no asbestos detected, Detection Limit <1%, Reporting Limits: CVES = 1%, 400 Pt Ct = 0.25%, 1000 Pt Ct = 0.1%; "Present" or NVA = "No Visible Asbestos" are observations made during a qualitative analysis; NA = not analyzed; NA/PS = not analyzed / positive stop; PLM Bulk Asbestos Analysis by EPA 600/R-93/116 per 40 CFR 763 (NVLAP Lab Code 101904-0) and ELAP PLM Analysis Protocol 198.1 for New York friable samples which includes quantitation of any vermiculite observed (198.6 for NOB samples) or EPA 400 pt ct by EPA 600/M4-82-020 (NYSDOH ELAP Lab # 10984); CA ELAP Lab # 2508; Note: PLM is not consistently reliable in detecting asbestos in floor coverings and similar NOB materials. NAD or Trace results by PLM are inconclusive, TEM is currently the only method that can be used to determine if this material can be considered or treated as non-asbestos-containing in New York State (also see EPA Advisory for floor tile, FR 59, 146, 38970, 8/1/94). NIST Accreditation requirements mandate that this report must not be reproduced except in full without the approval of the laboratory. This PLM report relates ONLY to the items tested.

120032136



Environmental Consulting Services

7834 Forest Hill Avenue, Suite 7, Richmond, VA 23225

ph 804.716.0560 fax 804.918.7098 email info@franceenv.com

## CHAIN OF CUSTODY RECORD

<b>Project Name:</b> Southampton Courthouse – 22350 Main Street, Courtland, VA 23837	<b>Sample to Lab Via:</b> Drop Off	<b>Report To:</b> France Environmental, Inc.	<b>Sample Type:</b> <input type="checkbox"/> Asbestos – PCM <input type="checkbox"/> Asbestos – TEM <input checked="" type="checkbox"/> Asbestos – Bulk <input type="checkbox"/> Lead-in-Air <input type="checkbox"/> Lead – Wipe <input type="checkbox"/> Lead – TCLP <input type="checkbox"/> Lead – Bulk <input type="checkbox"/> Other
<b>Building Section:</b> 1990's & Historic Court House	<b>Date Sent to Lab:</b> 3-31-20	<b>Project Manager:</b> Mike Leonard	
	<b>Date Sampled:</b> 3-30-20	<b>Address:</b> 7834 Forest Hill Ave, Suite 7	
<b>Project Number:</b> FEI-20AL114	<b>Turn-Around Time:</b> 2-Day	<b>City/State/Zip:</b> Richmond, VA 23225	
<b>Client Name:</b> UMFS	<b>Report Via:</b> <input type="checkbox"/> Verbal <input type="checkbox"/> Fax <input checked="" type="checkbox"/> U.S. Mail <input type="checkbox"/> Overnight <input checked="" type="checkbox"/> Electronic – France	<b>Telephone:</b>  Work: 804-716-0560	
<b>Field Inspector:</b> Andrew Baird			

## LABORATORY SUBMITTED TO:

AmeriSci Richmond (ACCT #: 11647)  
13635 Genito Road  
Midlothian, Virginia 23112  
804.763.1200

Schneider Laboratories, Inc. (ACCT #: 2763)  
2512 West Cary Street  
Richmond, Virginia 23220-5117  
804.353.6778

## X FIRST POSITIVE STOP

Sample Group	Sample Number	Sample Description	Sample Location
R	41	Yellow Carpet Glue	1990's 1 <sup>st</sup> Floor - 109
R	42	Yellow Carpet Glue	1990's 2 <sup>nd</sup> Floor – 203 Hallway
S	43	Dark Gray 4" Vinyl Cove Base with Cream Mastic	1990's 1 <sup>st</sup> Floor - 109
S	44	Dark Gray 4" Vinyl Cove Base with Cream Mastic	1990's 1 <sup>st</sup> Floor - 112
T	45	White Wall Drywall with White Joint Compound	1990's 1 <sup>st</sup> Floor - 109
T	46	White Wall Drywall with White Joint Compound	1990's 1 <sup>st</sup> Floor - 112
T	47	White Wall Drywall with White Joint Compound	1990's 2 <sup>nd</sup> Floor - 207
2D	68	Gray Duct Mastic on Metal	1960's/1990's Basement – B-2
2D	69	Gray Duct Mastic on Metal	1960's/1990's Basement – B-6
2E	70	Cream Pipe Mastic on Fiberglass Insulation	1960's/1990's Basement – B-2
2E	71	Cream Pipe Mastic on Fiberglass Insulation	1960's/1990's Basement – B-6
2F	72	Tan Duct Mastic on Metal	1960's/1990's Basement – B-2
2F	73	Tan Duct Mastic on Metal	1960's/1990's Basement – B-2
2G	74	4" O.D. Pipe Fiberglass Insulation with Black Mastic	1960's/1990's Basement – B-6 – Above Ceiling
2G	75	4" O.D. Pipe Fiberglass Insulation with Black Mastic	1960's/1990's Basement – B-6 – Above Ceiling
2H	76	Black Wall Mastic on Brick Wall	1960's/1990's Basement – B-1 Hallway
2H	77	Black Wall Mastic on Brick Wall	1960's/1990's Basement – B-1 Hallway
2I	78	White Duct Mastic on Metal/Fiberglass Insulation	1960's/1990's Basement – B4

Relinquished by: Andrew Baird Date: 3-31-20 Time: RECEIVED PM

Accepted by: \_\_\_\_\_ Date: \_\_\_\_\_ Time: \_\_\_\_\_

Additional Remarks: 2-Day TAT MAR 31 2020Sampler Signature: Andrew Baird By: AM

**CHAIN OF CUSTODY RECORD**

<b>Project Name:</b> Southampton Courthouse – 22350 Main Street, Courtland, VA 23837	<b>Sample to Lab Via:</b> Drop Off	<b>Report To:</b> France Environmental, Inc.	<b>Sample Type:</b> ___ Asbestos – PCM ___ Asbestos – TEM <u>X</u> Asbestos – Bulk ___ Lead-in-Air ___ Lead – Wipe ___ Lead – TCLP ___ Lead – Bulk ___ Other
<b>Building Section:</b> 1990's & Historic Court House	<b>Date Sent to Lab:</b> 3-31-20	<b>Project Manager:</b> Mike Leonard	
	<b>Date Sampled:</b> 3-30-20	<b>Address:</b> 7834 Forest Hill Ave, Suite 7	
<b>Project Number:</b> FEI-20AL114	<b>Turn-Around Time:</b> 2-Day	<b>City/State/Zip:</b> Richmond, VA 23225	
<b>Client Name:</b> UMFS	<b>Report Via:</b> ___ Verbal ___ Fax <u>X</u> U.S. Mail ___ Overnight <u>X</u> Electronic – France Distribution List	<b>Telephone:</b>  Work: 804-716-0560	
<b>Field Inspector:</b> Andrew Baird			

**LABORATORY SUBMITTED TO:**

X AmeriSci Richmond (ACCT #: 11647)  
 13635 Genito Road  
 Midlothian, Virginia 23112  
 804.763.1200

\_\_\_ Schneider Laboratories, Inc. (ACCT #: 2763)  
 2512 West Cary Street  
 Richmond, Virginia 23220-5117  
 804.353.6778

X FIRST POSITIVE STOP

Sample Group	Sample Number	Sample Description	Sample Location
2I	79	White Duct Mastic on Metal/Fiberglass Insulation	1960's/1990's Basement – B5
2J	80	Black Wall/I-Beam Mastic	1960's/1990's Basement – B-6 – Crawlspace Vault
2J	81	Black Wall/I-Beam Mastic	1960's/1990's Basement – B-6 – Crawlspace Vault
2K	82	White Textured Ceiling Plaster	Historic Courthouse Building – 1 <sup>st</sup> Floor - 103
2K	83	White Textured Ceiling Plaster	Historic Courthouse Building – 1 <sup>st</sup> Floor - 104
2K	84	White Textured Ceiling Plaster	Historic Courthouse Building – 2 <sup>nd</sup> Floor - 214
2L	85	Yellow Carpet Glue with Black Mastic	Historic Courthouse Building – 1 <sup>st</sup> Floor – Court Room
2L	86	Yellow Carpet Glue with Black Mastic	Historic Courthouse Building – 2 <sup>nd</sup> Floor – Court Room
2M	87	White Wall Plaster with Brown Coat with Wall Drywall	Historic Courthouse Building – 1 <sup>st</sup> Floor - 103
2M	88	White Wall Plaster with Brown Coat with Wall Drywall	Historic Courthouse Building – 1 <sup>st</sup> Floor - 104
2M	89	White Wall Plaster with Brown Coat with Wall Drywall	Historic Courthouse Building – 2 <sup>nd</sup> Floor - 214
2N	90	White Textured Coating	1990's 1 <sup>st</sup> Floor – 117 Sally Port
2N	91	White Textured Coating	1990's 1 <sup>st</sup> Floor – 118B
2N	92	White Textured Coating	1990's 2 <sup>nd</sup> Floor – 208
2O	93	Blue Stair Tread with Gold Mastic	1990's 1 <sup>st</sup> Floor – Stairs Next to Sally Port
2O	94	Blue Stair Tread with Gold Mastic	1990's 2 <sup>nd</sup> Floor – Stairs Next to Sally Port
2P	95	Gray Sink Mastic Coating	1990's 2 <sup>nd</sup> Floor - 207

Relinquished by: Andrew Baird Date: 1-15-20 Time: RECEIVED PM

Accepted by: \_\_\_\_\_ Date: \_\_\_\_\_ Time: MAR 31 2020

Additional Remarks: 2-Day TAT

Sampler Signature: Andrew Baird By: AV





**AmeriSci Richmond**

13635 GENITO ROAD  
MIDLOTHIAN, VIRGINIA 23112  
TEL: (804) 763-1200 • FAX: (804) 763-1800

**PLM Bulk Asbestos Report**

France Environmental Inc  
Attn: Joe France  
7834 Forest Hill Ave  
Suite 7  
Richmond, VA 23225

**Date Received** 04/10/20      **AmeriSci Job #** 120041284  
**Date Examined** 04/11/20      **P.O. #**  
**Page** 1 of 2  
**RE:** FEI-20AL14; South Hampton Court House; 22350 Maint  
Street, Courtland, VA 23837 (Report Amended 4/13/2020)

Client No. / HGA	Lab No.	Asbestos Present	Total % Asbestos
131 3H	120041284-01L1 Location: White 12x12 VFT w/ Yellow Mastic; 1990's-1st FL-112	No	NAD (by CVES) by David W. Ralbovsky on 04/11/20
<b>Analyst Description:</b> White, Homogeneous, Non-Fibrous, Floor Tile			
<b>Asbestos Types:</b>			
<b>Other Material:</b> Non-fibrous 100 %			
131 3H	120041284-01L2 Location: White 12x12 VFT w/ Yellow Mastic; 1990's-1st FL-112	No	NAD (by CVES) by David W. Ralbovsky on 04/11/20
<b>Analyst Description:</b> Yellow, Homogeneous, Non-Fibrous, Mastic			
<b>Asbestos Types:</b>			
<b>Other Material:</b> Animal hair Trace, Cellulose Trace, Fibrous glass Trace, Non-fibrous 100 %			
132 3H	120041284-02L1 Location: White 12x12 VFT w/ Yellow Mastic; 1990's-1st FL-Sally Port	No	NAD (by CVES) by David W. Ralbovsky on 04/11/20
<b>Analyst Description:</b> White, Homogeneous, Non-Fibrous, Floor Tile			
<b>Asbestos Types:</b>			
<b>Other Material:</b> Non-fibrous 100 %			
132 3H	120041284-02L2 Location: White 12x12 VFT w/ Yellow Mastic; 1990's-1st FL-Sally Port	No	NAD (by CVES) by David W. Ralbovsky on 04/11/20
<b>Analyst Description:</b> Yellow, Homogeneous, Non-Fibrous, Mastic			
<b>Asbestos Types:</b>			
<b>Other Material:</b> Animal hair Trace, Cellulose Trace, Non-fibrous 100 %			

Client Name: France Environmental Inc


# PLM Bulk Asbestos Report

FEI-20AL14; South Hampton Court House; 22350 Maint Street,  
Courtland, VA 23837 (Report Amended 4/13/2020)


---

**Reporting Notes:**

Analyzed by: David W. Raibovsky



Date: 4/11/2020 Reviewed by:



\*NAD = no asbestos detected, Detection Limit <1%, Reporting Limits: CVES = 1%, 400 Pt Ct = 0.25%, 1000 Pt Ct = 0.1%; "Present" or NVA = "No Visible Asbestos" are observations made during a qualitative analysis; NA = not analyzed; NA/PS = not analyzed / positive stop; PLM Bulk Asbestos Analysis by EPA 600/R-93/116 per 40 CFR 763 (NVLAP Lab Code 101904-0) and ELAP PLM Analysis Protocol 198.1 for New York friable samples which includes quantitation of any vermiculite observed (198.6 for NOB samples) or EPA 400 pt ct by EPA 600/M4-82-020 (NYSDOH ELAP Lab # 10984); CA ELAP Lab # 2508; Note: PLM is not consistently reliable in detecting asbestos in floor coverings and similar NOB materials. NAD or Trace results by PLM are inconclusive, TEM is currently the only method that can be used to determine if this material can be considered or treated as non-asbestos-containing in New York State (also see EPA Advisory for floor tile, FR 59, 146, 38970, 8/1/94). NIST Accreditation requirements mandate that this report must not be reproduced except in full without the approval of the laboratory. This PLM report relates ONLY to the items tested.







**AmeriSci Richmond**

13635 GENITO ROAD  
MIDLOTHIAN, VIRGINIA 23112  
TEL: (804) 763-1200 • FAX: (804) 763-1800

## PLM Bulk Asbestos Report

France Environmental Inc  
Attn: Joe France  
7834 Forest Hill Ave  
Suite 7  
Richmond, VA 23225

Date Received 04/01/20 AmeriSci Job # 120041026

Date Examined 04/01/20 P.O. #

Page 1 of 7

RE: FEI-20AL114; Southhampton Courthouse - 22350 Main Street,  
Courtland, VA 23837; Exterior

Client No. / HGA	Lab No.	Asbestos Present	Total % Asbestos
97 2Q	120041026-01 Location: White Exterior Window Caulk; Historic Courthouse - East Side	No	NAD (by CVES) by Eric H. Ahles on 04/01/20
<b>Analyst Description:</b> White, Homogeneous, Non-Fibrous, Bulk Material <b>Asbestos Types:</b> <b>Other Material:</b> Non-fibrous 100 %			
98 2Q	120041026-02 Location: White Exterior Window Caulk; Historic Courthouse - Front Side	No	NAD (by CVES) by Eric H. Ahles on 04/01/20
<b>Analyst Description:</b> White, Homogeneous, Non-Fibrous, Bulk Material <b>Asbestos Types:</b> <b>Other Material:</b> Non-fibrous 100 %			
99 2R	120041026-03 Location: White Exterior Window Glaze; Historic Courthouse - East Side	No	NAD (by CVES) by Eric H. Ahles on 04/01/20
<b>Analyst Description:</b> White, Homogeneous, Non-Fibrous, Bulk Material <b>Asbestos Types:</b> <b>Other Material:</b> Non-fibrous 100 %			
100 2R	120041026-04 Location: White Exterior Window Glaze; Historic Courthouse - Front Side	No	NAD (by CVES) by Eric H. Ahles on 04/01/20
<b>Analyst Description:</b> White, Heterogeneous, Non-Fibrous, Bulk Material <b>Asbestos Types:</b> <b>Other Material:</b> Non-fibrous 100 %			
101 2S	120041026-05 Location: White Exterior Square Column Caulk; Historic Courthouse - Front Right	No	NAD (by CVES) by Eric H. Ahles on 04/01/20
<b>Analyst Description:</b> White, Homogeneous, Non-Fibrous, Bulk Material <b>Asbestos Types:</b> <b>Other Material:</b> Non-fibrous 100 %			

## PLM Bulk Asbestos Report

FEI-20AL114; Southampton Courthouse - 22350 Main Street,  
Courtland, VA 23837; Exterior

Client No. / HGA	Lab No.	Asbestos Present	Total % Asbestos
102 2S	120041026-06	No	NAD
Location: White Exterior Square Column Caulk; Historic Courthouse - Front Left			(by CVES) by Eric H. Ahles on 04/01/20
Analyst Description: White, Homogeneous, Non-Fibrous, Bulk Material			
Asbestos Types:			
Other Material: Non-fibrous 100 %			
103 2T	120041026-07	No	NAD
Location: White Round Column Caulk; Historic Courthouse - Front Left			(by CVES) by Eric H. Ahles on 04/01/20
Analyst Description: White, Heterogeneous, Non-Fibrous, Bulk Material			
Asbestos Types:			
Other Material: Non-fibrous 100 %			
104 2T	120041026-08	No	NAD
Location: White Round Column Caulk; Historic Courthouse - Front Right			(by CVES) by Eric H. Ahles on 04/01/20
Analyst Description: White, Heterogeneous, Non-Fibrous, Bulk Material			
Asbestos Types:			
Other Material: Non-fibrous 100 %			
105 2U	120041026-09	No	NAD
Location: White Exterior Door Caulk; Historic Courthouse - Front Entrance			(by CVES) by Eric H. Ahles on 04/01/20
Analyst Description: White, Heterogeneous, Non-Fibrous, Bulk Material			
Asbestos Types:			
Other Material: Non-fibrous 100 %			
106 2U	120041026-10	No	NAD
Location: White Exterior Door Caulk; Historic Courthouse - Front Entrance			(by CVES) by Eric H. Ahles on 04/01/20
Analyst Description: White, Heterogeneous, Non-Fibrous, Bulk Material			
Asbestos Types:			
Other Material: Non-fibrous 100 %			
107 2V	120041026-11	Yes	5 %
Location: Gray Exterior Store Front Caulk; 1990's - Public Entrance			(by CVES) by Eric H. Ahles on 04/01/20
Analyst Description: Gray, Heterogeneous, Non-Fibrous, Bulk Material			
Asbestos Types: Chrysotile 5.0 %			
Other Material: Non-fibrous 95 %			

## PLM Bulk Asbestos Report

FEI-20AL114; Southampton Courthouse - 22350 Main Street,  
Courtland, VA 23837; Exterior

Client No. / HGA	Lab No.	Asbestos Present	Total % Asbestos
108 2V	120041026-12 Location: Gray Exterior Store Front Caulk; 1990's -Public Entrance		NA/PS
<b>Analyst Description:</b> Bulk Material <b>Asbestos Types:</b> <b>Other Material:</b>			
109 2W	120041026-13 Location: White Exterior Window Caulk; 1990's - South Side	No	NAD (by CVES) by Eric H. Ahles on 04/01/20
<b>Analyst Description:</b> White, Homogeneous, Non-Fibrous, Bulk Material <b>Asbestos Types:</b> <b>Other Material:</b> Non-fibrous 100 %			
110 2W	120041026-14 Location: White Exterior Window Caulk; 1990's - South Side	No	NAD (by CVES) by Eric H. Ahles on 04/01/20
<b>Analyst Description:</b> White, Homogeneous, Non-Fibrous, Bulk Material <b>Asbestos Types:</b> <b>Other Material:</b> Non-fibrous 100 %			
111 2X	120041026-15 Location: White Exterior Building Seam Caulk; 1990's - South Side	No	NAD (by CVES) by Eric H. Ahles on 04/01/20
<b>Analyst Description:</b> White, Homogeneous, Non-Fibrous, Bulk Material <b>Asbestos Types:</b> <b>Other Material:</b> Non-fibrous 100 %			
112 2X	120041026-16 Location: White Exterior Building Seam Caulk; 1990's - South Side	No	NAD (by CVES) by Eric H. Ahles on 04/01/20
<b>Analyst Description:</b> White, Homogeneous, Non-Fibrous, Bulk Material <b>Asbestos Types:</b> <b>Other Material:</b> Non-fibrous 100 %			
113 2Y	120041026-17 Location: Gray Exterior Door Caulk; 1960's - North Side Clerks Office	Yes	5 % (by CVES) by Eric H. Ahles on 04/01/20
<b>Analyst Description:</b> Gray, Heterogeneous, Non-Fibrous, Bulk Material <b>Asbestos Types:</b> Chrysotile 5.0 % <b>Other Material:</b> Non-fibrous 95 %			

## PLM Bulk Asbestos Report

FEI-20AL114; Southhampton Courthouse - 22350 Main Street,  
Courtland, VA 23837; Exterior

Client No. / HGA	Lab No.	Asbestos Present	Total % Asbestos
114 2Y	120041026-18 Location: Gray Exterior Door Caulk; 1960's - South Side Clerks Office		NA/PS
<b>Analyst Description:</b> Bulk Material <b>Asbestos Types:</b> <b>Other Material:</b>			
115 2Z	120041026-19 Location: White Exterior Window Caulk; 1960's - North Side Clerks Office	No	NAD (by CVES) by Eric H. Ahles on 04/01/20
<b>Analyst Description:</b> White, Homogeneous, Non-Fibrous, Bulk Material <b>Asbestos Types:</b> <b>Other Material:</b> Non-fibrous 100 %			
116 2Z	120041026-20 Location: White Exterior Window Caulk; 1960's - South Side Clerks Office	No	NAD (by CVES) by Eric H. Ahles on 04/01/20
<b>Analyst Description:</b> White, Homogeneous, Non-Fibrous, Bulk Material <b>Asbestos Types:</b> <b>Other Material:</b> Non-fibrous 100 %			
117 3A	120041026-21 Location: Gray Exterior Building Seam Caulk Associated with Aggregate Panels; 1960's - North Side Clerks Office	No	NAD (by CVES) by Eric H. Ahles on 04/01/20
<b>Analyst Description:</b> Gray, Homogeneous, Non-Fibrous, Bulk Material <b>Asbestos Types:</b> <b>Other Material:</b> Non-fibrous 100 %			
118 3A	120041026-22 Location: Gray Exterior Building Seam Caulk Associated with Aggregate Panels; 1960's - South Side Clerks Office	No	NAD (by CVES) by Eric H. Ahles on 04/01/20
<b>Analyst Description:</b> Gray, Homogeneous, Non-Fibrous, Bulk Material <b>Asbestos Types:</b> <b>Other Material:</b> Non-fibrous 100 %			
119 3B	120041026-23 Location: White Exterior Pipe Insulation Mastic; 1960's - Mechanical Equipment Pad	No	NAD (by CVES) by Eric H. Ahles on 04/01/20
<b>Analyst Description:</b> White, Heterogeneous, Non-Fibrous, Bulk Material <b>Asbestos Types:</b> <b>Other Material:</b> Cellulose 4 %, Non-fibrous 96 %			

# PLM Bulk Asbestos Report

FEI-20AL114; Southhampton Courthouse - 22350 Main Street,  
Courtland, VA 23837; Exterior

Client No. / HGA	Lab No.	Asbestos Present	Total % Asbestos
120 3B	120041026-24	No	NAD
Location: White Exterior Pipe Insulation Mastic; 1960's - Mechanical Equipment Pad			(by CVES) by Eric H. Ahles on 04/01/20
Analyst Description: White, Homogeneous, Non-Fibrous, Bulk Material			
Asbestos Types:			
Other Material: Cellulose 4 %, Non-fibrous 96 %			
121 3C	120041026-25	No	NAD
Location: Black Exterior Pipe Insulation Mastic; 1960's - Mechanical Equipment Pad			(by CVES) by Eric H. Ahles on 04/01/20
Analyst Description: Black, Heterogeneous, Non-Fibrous, Bulk Material			
Asbestos Types:			
Other Material: Cellulose 4 %, Non-fibrous 96 %			
122 3C	120041026-26	No	NAD
Location: Black Exterior Pipe Insulation Mastic; 1960's - Mechanical Equipment Pad			(by CVES) by Eric H. Ahles on 04/01/20
Analyst Description: Black, Heterogeneous, Non-Fibrous, Bulk Material			
Asbestos Types:			
Other Material: Cellulose 4 %, Non-fibrous 96 %			
123 3D	120041026-27	Yes	2 %
Location: Black Exterior Expansion Joint Material; 1960's - Mechanical Equipment Pad			(by CVES) by Eric H. Ahles on 04/01/20
Analyst Description: Black, Heterogeneous, Non-Fibrous, Bulk Material			
Asbestos Types: Chrysotile 2.0 %			
Other Material: Cellulose 5 %, Non-fibrous 93 %			
124 3D	120041026-28		NA/PS
Location: Black Exterior Expansion Joint Material; 1960's - Mechanical Equipment Pad			
Analyst Description: Bulk Material			
Asbestos Types:			
Other Material:			
125 3E	120041026-29.1	No	NAD
Location: Black Asphalt Roof Shingle with Black Felt Paper; 1960's Asphalt Shingled Roof			(by CVES) by Eric H. Ahles on 04/02/20
Analyst Description: Black/Gray, Heterogeneous, Non-Fibrous, Shingle			
Asbestos Types:			
Other Material: Fibrous glass 5 %, Non-fibrous 95 %			

# PLM Bulk Asbestos Report

FEI-20AL114; Southhampton Courthouse - 22350 Main Street,  
Courtland, VA 23837; Exterior

Client No. / HGA	Lab No.	Asbestos Present	Total % Asbestos
125 3E	120041026-29.2	No	NAD
Location: Black Asphalt Roof Shingle with Black Felt Paper; 1960's Asphalt Shingled Roof			(by CVES) by Eric H. Ahles on 04/02/20
Analyst Description: Black, Heterogeneous, Fibrous, Tar Paper			
Asbestos Types:			
Other Material: Cellulose 60 %, Non-fibrous 40 %			
126 3E	120041026-30.1	No	NAD
Location: Black Asphalt Roof Shingle with Black Felt Paper; 1990's Asphalt Shingled Roof			(by CVES) by Eric H. Ahles on 04/02/20
Analyst Description: Black/Gray, Heterogeneous, Non-Fibrous, Shingle			
Asbestos Types:			
Other Material: Fibrous glass 5 %, Non-fibrous 95 %			
126 3E	120041026-30.2	No	NAD
Location: Black Asphalt Roof Shingle with Black Felt Paper; 1990's Asphalt Shingled Roof			(by CVES) by Eric H. Ahles on 04/02/20
Analyst Description: Black, Heterogeneous, Fibrous, Tar Paper			
Asbestos Types:			
Other Material: Cellulose 60 %, Non-fibrous 40 %			
127 3F	120041026-31	No	NAD
Location: Gray Exterior Flashing Caulk; 1960's Asphalt Shingled Roof			(by CVES) by Eric H. Ahles on 04/02/20
Analyst Description: Gray, Homogeneous, Non-Fibrous, Bulk Material			
Asbestos Types:			
Other Material: Non-fibrous 100 %			
128 3F	120041026-32	No	NAD
Location: Gray Exterior Flashing Caulk; 1990's Asphalt Shingled Roof			(by CVES) by Eric H. Ahles on 04/02/20
Analyst Description: Gray, Homogeneous, Non-Fibrous, Bulk Material			
Asbestos Types:			
Other Material: Non-fibrous 100 %			
129 3G	120041026-33	No	NAD
Location: White Exterior Metal Roof Seam Caulk; 1990's Low Metal Roof			(by CVES) by Eric H. Ahles on 04/02/20
Analyst Description: White, Homogeneous, Non-Fibrous, Bulk Material			
Asbestos Types:			
Other Material: Non-fibrous 100 %			

Client Name: France Environmental Inc

# PLM Bulk Asbestos Report

FEI-20AL114; Southhampton Courthouse - 22350 Main Street,  
Courtland, VA 23837; Exterior

Client No. / HGA	Lab No.	Asbestos Present	Total % Asbestos
130 3G	120041026-34	No	NAD
Location: White Exterior Metal Roof Seam Caulk; 1990's Low Metal Roof			(by CVES) by Eric H. Ahles on 04/02/20
Analyst Description: White, Homogeneous, Non-Fibrous, Bulk Material			
Asbestos Types:			
Other Material: Non-fibrous 100 %			

**Reporting Notes:**

Analyzed by: Eric H. Ahles  Date: 4/1/2020 Reviewed by: 

\*NAD = no asbestos detected, Detection Limit <1%, Reporting Limits: CVES = 1%, 400 Pt Ct = 0.25%, 1000 Pt Ct = 0.1%; "Present" or NVA = "No Visible Asbestos" are observations made during a qualitative analysis; NA = not analyzed; NA/PS = not analyzed / positive stop; PLM Bulk Asbestos Analysis by EPA 600/R-93/116 per 40 CFR 763 (NVLAP Lab Code 101904-0) and ELAP PLM Analysis Protocol 198.1 for New York friable samples which includes quantitation of any vermiculite observed (198.6 for NOB samples) or EPA 400 pt ct by EPA 600/M4-82-020 (NYSDOH ELAP Lab # 10984); CA ELAP Lab # 2508; Note: PLM is not consistently reliable in detecting asbestos in floor coverings and similar NOB materials. NAD or Trace results by PLM are inconclusive, TEM is currently the only method that can be used to determine if this material can be considered or treated as non-asbestos-containing in New York State (also see EPA Advisory for floor tile, FR 59, 146, 38970, 8/1/94). NIST Accreditation requirements mandate that this report must not be reproduced except in full without the approval of the laboratory. This PLM report relates ONLY to the items tested.



120041026

Environmental Consulting Services

7834 Forest Hill Avenue, Suite 7, Richmond, VA 23225  
 ph 804.716.0560 fax 804.918.7098 email info@franceenv.com

**CHAIN OF CUSTODY RECORD**

<b>Project Name:</b> Southampton Courthouse – 22350 Main Street, Courtland, VA 23837	<b>Sample to Lab Via:</b> Drop Off	<b>Report To:</b> France Environmental, Inc.	<b>Sample Type:</b> <input type="checkbox"/> Asbestos – PCM <input type="checkbox"/> Asbestos – TEM <input checked="" type="checkbox"/> Asbestos – Bulk <input type="checkbox"/> Lead-in-Air <input type="checkbox"/> Lead – Wipe <input type="checkbox"/> Lead – TCLP <input type="checkbox"/> Lead – Bulk <input type="checkbox"/> Other
<b>Building Section:</b> Exterior	<b>Date Sent to Lab:</b> 3-31-20	<b>Project Manager:</b> Mike Leonard	
	<b>Date Sampled:</b> 3-30-20	<b>Address:</b> 7834 Forest Hill Ave, Suite 7	
<b>Project Number:</b> FEI-20AL114	<b>Turn-Around Time:</b> 2-Day	<b>City/State/Zip:</b> Richmond, VA 23225	
<b>Client Name:</b> UMFS	<b>Report Via:</b> <input type="checkbox"/> Verbal <input type="checkbox"/> Fax <input checked="" type="checkbox"/> U.S. Mail <input type="checkbox"/> Overnight <input checked="" type="checkbox"/> Electronic – France	<b>Telephone:</b> Work: 804-716-0560	
<b>Field Inspector:</b> Andrew Baird			

**LABORATORY SUBMITTED TO:**

AmeriSci Richmond (ACCT #: 11647)  
 13635 Genito Road  
 Midlothian, Virginia 23112  
 804.763.1200

Schneider Laboratories, Inc. (ACCT #: 2763)  
 2512 West Cary Street  
 Richmond, Virginia 23220-5117  
 804.353.6778

**FIRST POSITIVE STOP**

Sample Group	Sample Number	Sample Description	Sample Location
2Q	97	White Exterior Window Caulk	Historic Courthouse – East Side
2Q	98	White Exterior Window Caulk	Historic Courthouse – Front Side
2R	99	White Exterior Window Glaze	Historic Courthouse – East Side
2R	100	White Exterior Window Glaze	Historic Courthouse – Front Side
2S	101	White Exterior Square Column Caulk	Historic Courthouse – Front Right
2S	102	White Exterior Square Column Caulk	Historic Courthouse – Front Left
2T	103	White Round Column Caulk	Historic Courthouse – Front Left
2T	104	White Round Column Caulk	Historic Courthouse – Front Right
2U	105	White Exterior Door Caulk	Historic Courthouse – Front Entrance
2U	106	White Exterior Door Caulk	Historic Courthouse – Front Entrance
2V	107	Gray Exterior Store Front Caulk	1990's – Public Entrance
2V	108	Gray Exterior Store Front Caulk	1990's -Public Entrance
2W	109	White Exterior Window Caulk	1990's – South Side
2W	110	White Exterior Window Caulk	1990's – South Side
2X	111	White Exterior Building Seam Caulk	1990's – South Side
2X	112	White Exterior Building Seam Caulk	1990's – South Side
2Y	113	Gray Exterior Door Caulk	1960's – North Side Clerks Office
2Y	114	Gray Exterior Door Caulk	1960's – South Side Clerks Office

Relinquished by: Andrew Baird Date: 3-31-20 Time: RECEIVED PM  
 Accepted by: \_\_\_\_\_ Date: \_\_\_\_\_ Time: \_\_\_\_\_  
 Additional Remarks: 2-Day TAT  
 Sampler Signature: Andrew Baird By APR 01 2020  
 By APR





## APPENDIX II

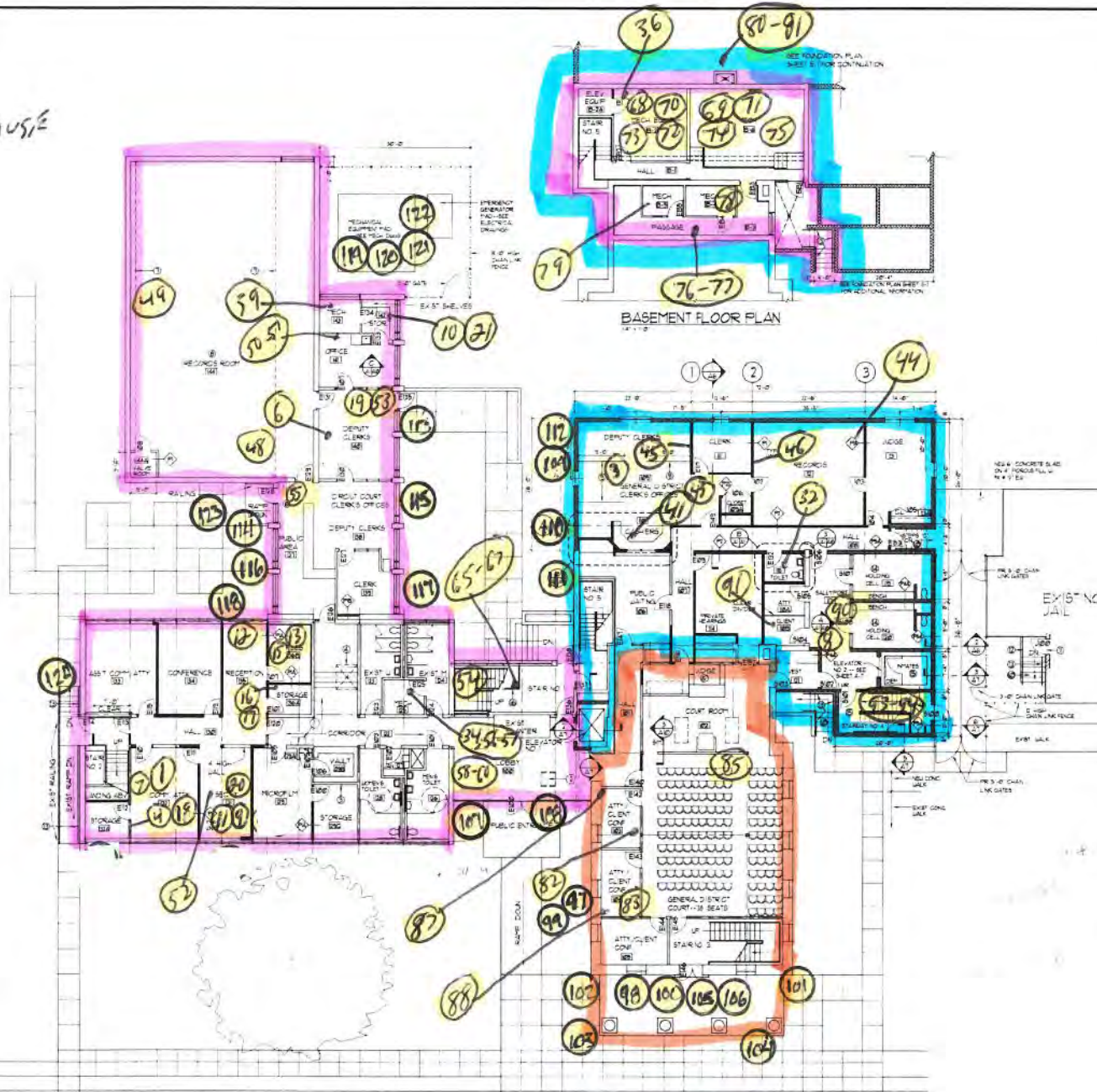
---

- = 1960'S SECTION
- = 1990'S SECTION
- = HISTORIC COURTHOUSE

**KEY NOTES**

1. WILD ELECTRIC WATER COOLER - SEE PLUMBING DRAWINGS
2. PORTABLE METAL DETECTOR BY OWNER
3. PLUMBING ROOM-IN - SEE PLUMBING DRAWINGS
4. NEW CHAIR LIFT
5. SEE LARGE SCALE PLANS AND DETAILS SHEET A-10
6. EXISTING ELECTRIC WATER COOLER
7. NEW GIBB PARKING AROUND PIPES AND DUCTS AT CEILING
8. PATCH EXISTING PLASTER CEILING AFTER INSTALLATION OF BREAKER PIPES
9. OFFICE SYSTEM PARTITIONS
10. CONCRETE STOPS AND STEPS SIMILAR TO STRUCTURAL SECT ON THIS MAXIMUM 1" RISE AND 1/4" MINIMUM TREAD AS REQUIRED
11. NEW DOORWAY OUT INTO JAIL WALL - COORDINATE WORK WITH SHEET P
12. NEW RAILINGS SIMILAR TO STAIR NO. 4 RAILINGS
13. NEW WALL RAILINGS
14. SEE SECTIONS AND DETAILS SHEET A-11
15. SEE STAIR AND ELEVATOR SECTIONS AND DETAILS SHEET A-11
16. NEW ALUMINUM RAIL TO MATCH EXISTING - LOCATE TO PROVIDE 7'-0" HEADROOM BELOW STEPS

ASBESTOS SAMPLE LOCATIONS  
FEE-20AL114



FIRST FLOOR PLAN



BASEMENT FLOOR PLAN



**Dewberry & Davis**  
Architects Engineers Planners Surveyors  
1000 North Center, Suite 200  
Pulaski, Virginia 22625-4229  
Tel: (540) 525-2501 Fax: (540) 525-1488

RENOVATIONS AND ADDITION  
SOUTHAMPTON COUNTY COURTHOUSE  
COURTLAND, VIRGINIA

FIRST FLOOR  
AND BASEMENT PLAN

Date	08-10-01
Revision	
No.	DATE



Sheet  
A-1

Print Number  
00000000









**Photograph No. 1**

MS Group F - Black Mastic Associated with White 12"x12" Vinyl Floor Tile - 1960s Section



**Photograph No. 3**

MS Group L - Cream Wall Caulk - 1960s Section



**Photograph No. 2**

MS Group H and K - Black Mastic Associated with Yellow Carpet Glue - 1960s Section



**Photograph No. 4**

MS Group M - Black Mastic Associated with White Rolled Resilient Sheet Flooring - 1960s Section






**Photograph No. 5**  
MS Group U - Gray 9"x9" Vinyl Floor Tile with Black Mastic



**Photograph No. 7**  
MS Group 2C - White Textured Ceiling Plaster - 1960s Section



**Photograph No. 6**  
MS Group X - Gray Interior Door/Window Caulk - 1960s Section




**Photograph No. 8**  
MS Group 2K - White Textured ceiling Plaster - Historic Courthouse

**NO PICTURE AVAILABLE**

**Photograph No. 9**

MS Group 2L - Black Mastic Associated with Yellow Carpet Glue (No Picture) - Historic Courthouse



**Photograph No. 11**

MS Group 2Y - Gray Exterior Door Caulk - 1960s Section



**Photograph No. 10**

MS Group 2V - Gray Exterior Store Front Caulk - 1990s Section



**Photograph No. 12**

MS Group 3D - Black Exterior Expansion Joint Material - 1960s Section





COMMONWEALTH of VIRGINIA

Department of Professional and Occupational Regulation

9960 Mayland Drive, Suite 400, Richmond, VA 23233

Telephone: (804) 367-8500

EXPIRES ON  
01-31-2021

NUMBER  
3303002589

BOARD FOR ASBESTOS, LEAD, AND HOME INSPECTORS  
ASBESTOS INSPECTOR LICENSE



ANDREW HEARNE BAIRD  
7816 OLIVET CHURCH RD  
NEW KENT, VA 23124-0000



  
Mary Broz-Vaughan, Director

Status can be verified at <http://www.dpor.virginia.gov>

(SEE REVERSE SIDE FOR PRIVILEGES AND INSTRUCTIONS)

DPOR-LIC (02/2017)

COMMONWEALTH of VIRGINIA

Department of Professional and Occupational Regulation

9960 Mayland Drive, Suite 400, Richmond, VA 23233

Telephone: (804) 367-8500

EXPIRES ON  
12-31-2020


NUMBER  
3303003902

BOARD FOR ASBESTOS, LEAD, AND HOME INSPECTORS  
ASBESTOS INSPECTOR LICENSE



MICHEAL DAMIEN ALLSHOUSE  
2009 RAWLINGS STREET  
RICHMOND, VA 23231



  
Mary Broz-Vaughan, Director

Status can be verified at <http://www.dpor.virginia.gov>

(SEE REVERSE SIDE FOR PRIVILEGES AND INSTRUCTIONS)

DPOR-LIC (02/2017)



*Environmental Consulting Services*

7834 Forest Hill Avenue, Suite 7, Richmond, Virginia 23225  
ph 804.716.0560 fax 804.918.7098 web FranceEnv.com

April 29, 2020

**Glavè & Holmes Architecture**

2101 East Main Street  
Richmond, Virginia 23223

ATTN: Katherine Hershey  
Project Architect

RE: Lead-Based Paint (LBP) Survey Report  
**Southampton Courthouse**  
22350 Main Street  
Courtland, Virginia 23837  
FEI Project Number: FEI-20AL114

Dear Ms. Hershey:

France Environmental, Inc. (FEI) is forwarding one (1) copy of the Lead Sampling Survey Report for the comprehensive lead inspection recently completed for the Southampton Courthouse. The results of this testing, conducted on March 30, 2020, can be found in the accompanying report.

We appreciate this opportunity to provide professional services for this project. If we can be of further assistance, or if you have any questions concerning this report, please do not hesitate to call.

Respectfully submitted,

**FRANCE ENVIRONMENTAL, INC.**

A handwritten signature in black ink, appearing to read "Kevin M. Pittman".

Kevin M. Pittman  
Lead Risk Assessor

A handwritten signature in black ink, appearing to read "Micheal D. Allshouse".

Micheal D. Allshouse  
Lead Risk Assessor

A handwritten signature in black ink, appearing to read "Robert Worrell".

Robert Worrell  
Project Manager

Enclosures

# **LEAD-BASED PAINT SURVEY REPORT**

CONDUCTED AT:

**SOUTHAMPTON COURTHOUSE  
22350 MAIN STREET  
COURTLAND, VIRGINIA 23837**



PREPARED FOR:

**GLAVE & HOLMES ARCHITECTURE  
2101 EAST MAIN STREET  
RICHMOND, VIRGINIA 23223**

PREPARED BY:

**FRANCE ENVIRONMENTAL, INC.  
7834 FOREST HILL AVENUE  
SUITE 7  
RICHMOND, VIRGINIA 23225**

**FEI PROJECT NO. FEI-20AL114**

**APRIL 29, 2020**

# TABLE OF CONTENTS

	<b>PAGE</b>
<b>1.0 SUMMARY</b> .....	1
<b>2.0 INTRODUCTION</b> .....	2
2.1 General Information .....	2
2.2 Authorization .....	2
2.3 Purpose.....	2
2.4 Warranty.....	2
<b>3.0 SCOPE OF SERVICES</b> .....	3
<b>4.0 METHODOLOGY</b> .....	4
4.1 Field Survey - General.....	4
4.2 XRF Testing .....	4
4.3 Interpretation of XRF Results – Spectrum Analyzer .....	4
4.4 Report Format .....	5
4.5 Confirmation Laboratory Samples.....	5
<b>5.0 FINDINGS</b> .....	6
5.1 Summary Data Table.....	7
<b>APPENDICES</b>	
A. XRF Test Results	
B. Sample Location Drawings	
C. Photographs (LBP-Containing Building Materials)	
D. Lead Inspector License(s)	

## **GLOSSARY OF TERMS**

## 1.0 SUMMARY

France Environmental, Inc. (FEI) was retained by Glavè & Holmes Architecture to conduct a comprehensive lead-based paint sampling survey of the Southampton Courthouse, located at 22350 Main Street in Courtland, Virginia. FEI's scope of work included a survey of both the interior and exterior of the structure to include the roofs. FEI Lead Inspectors/Risk Assessors, Mr. Kevin M. Pittman and Mr. Micheal D. Allshouse (Virginia Lead Inspector/Risk Assessor License Numbers 3356001036 and 3356001040, respectively) conducted the fieldwork on March 30, 2020.

XRF test results indicated that lead is present above 1.0 mg/cm<sup>2</sup> on the following painted building components:

### INTERIOR

- **Red Painted Metal 4" Beam – 1960's Construction**
- **White Painted Metal Window Beam – 1960's Construction**
- **Light Green Painted Wood Baseboard – 1990's Construction**
- **Red Painted Metal I-Beam – 1990's Construction**
- **White Painted Wood Window Apron – Historic Courthouse**

### EXTERIOR

- **White Painted Wood Door & Door Casing – Historic Courthouse**
- **White Painted Wood Windows Components – Historic Courthouse**
- **White Painted Wood Round Column – Historic Courthouse**
- **White Painted Wood Fascia & Soffit – Historic Courthouse**

During the lead inspection, FEI may not conduct lead testing in every room and/or sample every painted/varnished/stained building component. However, all like building materials, i.e., same color/substrate, etc., are grouped together and considered positive or negative in conjunction with the building materials that were sampled. FEI conducts sampling of building materials that are representative of the possible lead containing materials in a building.

Employers whose workers conduct tasks that disturb painted surfaces should be aware that the OSHA Lead regulation for construction (29 CFR 1926.62) applies to work involving paint containing any measurable amount of lead, not just paint containing lead at concentrations equal to or greater than 1.0 mg/cm<sup>2</sup>.

A list of all components testing positive for lead can be found in Table I. A complete summary of all XRF test results is included in Appendix A of this report.



## **2.0 INTRODUCTION**

### **2.1 GENERAL INFORMATION**

The Southampton Courthouse consists of a two-story, concrete, brick and block construction building with a basement mechanical room. Various interior and exterior painted building components were included in this lead survey.

The commercial building was constructed prior to 1978. In 1978, the Consumer Product Safety Commission banned the sale of lead-based paint to consumers, and its application to areas where consumers have direct access to painted surfaces. As a result of this ban, buildings painted prior to 1978 are suspected of containing lead paint.

This report has been prepared for the exclusive use of Glavè & Holmes and Southampton County. It is not intended for the use or benefit of any other party.

### **2.2 AUTHORIZATION**

Authorization to perform this testing was given in the form of France Environmental, Inc. (FEI's) and Glavè & Holmes Architecture Contract, dated February 25, 2020. Access to the building was provided by employees inside same. Testing was conducted during both during and after normal business hours. The subject area was occupied at the time of the inspection.

### **2.3 PURPOSE**

The purpose of the lead-based paint testing was to identify painted surfaces or other surface coatings that contain lead in excess of 1.0 mg/cm<sup>2</sup> by XRF testing or 0.5% by weight (5000 ppm) by laboratory analysis.

The information provided in this report may be used to make decisions regarding lead-based paint management and abatement strategies or the need for additional testing.

### **2.4 WARRANTY**

The information contained in this report is based upon the data furnished by Glavè & Holmes and observations and test results provided by FEI. These observations and results are time dependent, are subject to changing site conditions, and revisions to Federal, state, and local regulations.

FEI warrants that these findings have been promulgated after being prepared in accordance with generally accepted practices in the lead-based paint testing industry. No other warranties are implied or expressed.

FEI also recognizes that raw XRF and laboratory test data are usually not sufficient to make all abatement and management decisions and recommends that FEI be afforded an opportunity to review abatement specifications so test results may be properly interpreted and implemented.

### 3.0 SCOPE OF SERVICES

The scope of services for this project included an interview with Client contacts to determine the approximate construction date and painting history of the building and areas to be tested, the performance of field and laboratory testing programs, and the preparation of a report detailing where and at what concentrations lead was found.

XRF testing of interior and exterior components was performed on randomly selected painted, stained, and/or varnished surfaces in general accordance with the U.S. Department of Housing and Urban Development (HUD) Guidelines for the Evaluation and Control of Lead-Based Paint Hazards in Housing, Chapter 7: Lead-Based Paint Inspection, 2<sup>nd</sup> Edition, 2012.

Prior to conducting the lead-based paint testing, Glavè & Holmes was advised that a number of paint samples and substrate readings may have to be obtained which would require the removal of paint-chip samples from painted surfaces. Paint-chip sampling is generally required when an irregular or unusually small surface is encountered which cannot be assayed with an XRF device or when initial XRF test values are inconclusive. If conducted, an effort would have been made to collect bulk samples from inconspicuous or damaged locations where possible, but restoration of sampled surfaces would have not been within the scope of this survey. ***Paint-chip sampling was not required for this project, given that no inconclusive values were obtained.***

## 4.0 METHODOLOGY

### 4.1 FIELD SURVEY - GENERAL

XRF field-testing was performed with the LPA-1, manufactured by Radiation Monitoring Devices (RMD). The use of a portable, non-destructive testing device is advantageous when numerous tests must be performed because of its brief testing time and relatively low cost compared to laboratory methods.

XRF test data, including calibration checks against standards, and confirmation paint-chip samples were recorded on inspection worksheet(s) to generate a permanent record of the field findings. XRF test data stored in a data logger can also be used to generate the final report.

### 4.2 XRF TESTING

XRF values are collected by placing the scanner on the test surface and exposing the lead paint film to gamma radiation. XRF analyzers are usually capable of penetrating up to 25 layers of paint to determine lead content. At the conclusion of each test, the shutter is closed and the display on the control console shows the lead concentration in mg/cm<sup>2</sup> for manual tabulation, or in some cases, store sampling information in sequence in a data logger, which can be transferred to a computer for sorting and report generation.

### 4.3 INTERPRETATION OF XRF RESULTS - SPECTRUM ANALYZER

XRF results are identified as positive, negative, or inconclusive based on Performance Characteristic Sheets (PCS), developed by HUD and EPA for each model of XRF device that is commercially available.

**“Positive”** refers to XRF results greater than or equal to the threshold.

**“Negative”** refers to XRF results less than the threshold.

The Federal Guidelines recommend classifying XRF results to the 1.0 mg/cm<sup>2</sup> standard whenever possible. If states or local jurisdictions adopt standards that differ from the Federal Guideline, the most stringent rules are applied.

For this project:

**“Positive”** refers to XRF results greater than or equal to (1.0 mg/cm<sup>2</sup>)

**“Negative”** refers to XRF results less than (1.0 mg/cm<sup>2</sup>)

#### **4.4 REPORT FORMAT**

Spreadsheets containing a compilation of XRF sampling results by building component for tested areas are included in Appendix A of this report. Individual test spots are listed in the spreadsheets, including but not limited to a unique sample number, color and paint condition, substrate type, a description of the building component, location, positive quantity, lab result, quick mode, and the test value in mg/cm<sup>2</sup>. Summary data listing all components testing positive for lead-based paint according to HUD Guidelines are listed in Table(s) I.

The Sample Location Drawing will show where components were tested for lead-based paint. The numbered XRF test spots are presented in Appendix B of this report.

#### **4.5 CONFIRMATION LABORATORY SAMPLES**

The collection of paint-chip samples is required when initial XRF test values are inconclusive or when an irregular or unusually small surface was encountered which cannot be assayed with an XRF device. Paint-chip sampling was not required for this project, given that no inconclusive values were obtained.

## 5.0 FINDINGS

XRF values taken from painted building components indicated lead is present above the EPA/HUD established action level of 1.0 mg/cm<sup>2</sup> for lead on the following painted components:

### INTERIOR

- **Red Painted Metal 4" Beam – 1960's Construction**
- **White Painted Metal Window Beam – 1960's Construction**
- **Light Green Painted Wood Baseboard – 1990's Construction**
- **Red Painted Metal I-Beam – 1990's Construction**
- **White Painted Wood Window Apron – Historic Courthouse**

### EXTERIOR

- **White Painted Wood Door & Door Casing – Historic Courthouse**
- **White Painted Wood Windows Components – Historic Courthouse**
- **White Painted Wood Round Column – Historic Courthouse**
- **White Painted Wood Fascia & Soffit – Historic Courthouse**

Refer to Table I for a summary of specific locations of components testing positive for lead-based paint. Area data sheets providing XRF results for all components tested can be found in Appendix A. Paint-chip sampling was not required for this project.

Although various positive XRF values were detected at the building during the field inspection, Glavè & Holmes should recognize that paint films usually have varying amounts of lead on what appears to be a homogeneous painted area.

Employers whose workers conduct tasks that disturb painted surfaces should be aware that the OSHA Lead regulation for construction (29 CFR 1926.62) applies to work involving paint containing any measurable amount of lead, not just paint containing lead at concentrations equal to or greater than 1.0 mg/cm<sup>2</sup>. Employers should be advised to comply with all applicable requirements of the OSHA Lead standard including, but not limited to: employee training; use of respirators and personal protective equipment; exposure monitoring; medical surveillance; and work practices.

Waste (paint chips, painted building components, etc.) generated from activities such as building renovation or re-painting that disturb painted surfaces must be assessed to determine if the waste will be considered hazardous according to EPA regulations. A composite sample of the waste should be collected and analyzed using the Toxicity Characteristic Leaching Procedure (TCLP) for lead. Solid waste with lead TCLP results greater than or equal to 5 parts per million (ppm) is considered hazardous waste and must be disposed of in accordance with applicable U.S. EPA and Commonwealth of Virginia regulations.

This report should be read in its entirety, including detailed information, which is contained in other sections and appendices.

## 5.1 SUMMARY DATA TABLE

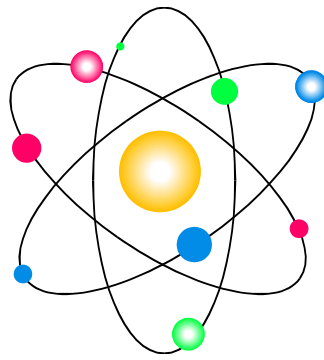
### LBP SURVEY AREA SUMMARY DATA SOUTHAMPTON COURTHOUSE 22350 MAIN STREET COURTLAND, VIRGINIA

The following list of building components tested positive for lead-based paint:

XRF Sample #	Building Component	Color	Paint Sample Location	Substrate	Condition	Lead mg/cm <sup>2</sup>
<b>INTERIOR</b>						
37	4" Beam	Red	2 <sup>nd</sup> Floor Hallway	M	I	3.1
38	Window Beam	White	Room 226	M	I	2.8
82	Baseboard	L. Green	Hallway 107	W	I	3.4
114	I-Beam	Red	Basement	M	I	1.5
115	I-Beam	Red	Basement	M	I	1.8
140	Window Apron	White	2 <sup>nd</sup> Floor Courthouse	W	I	1.3
<b>EXTERIOR</b>						
159	Door	White	Historic C.H. – Front Door	W	I	1.6
160	Door Casing	White	Historic C.H. – Front Door	W	I	1.8
161	Window Trough	White	Historic C.H. – Front of Building	W	I	5.8
163	Window Casing	White	Historic C.H. – Front of Building	W	I	1.9
166	Round Column	White	Historic C.H. – Front of Building	W	I	1.4
170	Window Casing	White	Historic C.H. – North Side of Building	W	I	3.0
171	Window Trough	White	Historic C.H. – South Side of Building	W	I	1.4
172	Window Sash	White	Historic C.H. – South Side of Building	W	I	2.7
174	Soffit	White	Historic C.H. – Front of Building	W	I	1.4
175	Fascia	White	Historic C.H. – Front of Building	W	I	1.5

Notes: M = Metal; I = Intact; N = Non-Intact (Deteriorated)

## APPENDIX A



**XRF TEST RESULTS**

## LEAD-BASED PAINT SAMPLE DATA SHEET

Area Name: INTERIOR  
 Unit Address: Southampton Courthouse  
22350 Main Street  
Courtland, Virginia 23837  
 Project No FEI- 20AL114

Operator: Kevin M Pittman  
 Recorder: Kevin M Pittman  
 RMD Model: LPA-1  
 Serial No.: 2610  
 Inspection Date: March 30, 2020

RMD Model: LPA-1					Serial No.: 2610	
Calibration Check Tolerance: ±0.3					Cal. Block Value: 1.0 mg/cm <sup>2</sup>	
	1 <sup>st</sup>	2 <sup>nd</sup>	3 <sup>rd</sup>	Avg.	Diff. between Avg. and Cal. Block	Time
Entry	0.9	1.4	0.6	1.0	0.0	2:00 PM
Exit	1.0	1.2	0.6	0.9	0.1	12:00 AM

**Key:**

M=metal	C=concrete	I=Indicates surface is intact
W=wood	T=tile	N=NON-intact in (%) increments
G=gypsum	B=brick	(Deteriorated Paint)
P=plaster	D=drywall	
PC=poured concrete	CB=concrete block	
RM=roofing material	TR=transite	
WP=wood panel	CT=ceramic tile	

Sample/ Test #	Building Component	Paint Color	Sample Location	Sub Type	Surf Cond.	Quick (mg/cm <sup>2</sup> )	Picture #
1	Wall	White	Storage 136A	D	I	-0.2	
2	Ceiling	White	Storage 136A	D	I	-0.0	
3	Interior Door Casing	White	Storage 136A	M	I	0.2	
4	Door Jamb	White	Storage 136A	M	I	0.0	
5	Ext. Door Casing	White	Storage 136A	M	I	-0.1	
6	Interior Door	Stained	Storage 136A	W	I	0.0	
7	Exterior Door	Stained	Storage 136A	W	I	0.1	
8	Ceiling	White	Files 136B	D	I	-0.2	
9	Vent	White	Files 136B	M	I	-0.0	
10	Wall	White	Files 136B	D	I	-0.1	
11	Baseboard Heater	White	Reception 135	M	I	-0.1	
12	Wall	White	Reception 135	D	I	-0.0	
13	Wall	White	Office B 134B	D	I	0.4	
14	Ceiling Grid	White	Office B 134B	M	I	0.4	
15	Windowsill	White	Office B 134B	D	I	-0.4	
16	Window Apron	White	Office B 134B	W	I	-0.0	
17	Ceiling (Original)	Beige	Secretary 131	P	I	-0.0	
18	Column	White	Secretary 131	D	I	0.0	
19	Int. Storefront Casing	White	Hall 130	M	I	0.2	
20	Interior Door	Stained	Hall 130	W	I	0.2	
21	Exterior Door	Stained	Hall 130	W	I	0.1	
22	Door Jamb	White	Hall 130	M	I	-0.1	
23	Door Casing	White	Office B 134 B	W	I	0.2	
24	Door Casing	White	Office B 134 B	W	I	0.2	
25	Ext. Door Casing	White	2 <sup>nd</sup> Fl Office 220	M	I	0.0	
26	Interior Door Casing	White	2 <sup>nd</sup> Fl Office 220	M	I	0.5	



## LEAD-BASED PAINT SAMPLE DATA SHEET

Area Name: INTERIOR  
 Unit Address: Southampton Courthouse  
22350 Main Street  
Courtland, Virginia 23837  
 Project No FEI- 20AL114

Operator: Kevin M Pittman  
 Recorder: Kevin M Pittman  
 RMD Model: LPA-1  
 Serial No.: 2610  
 Inspection Date: March 30, 2020

**Key:**

M=metal  
 W=wood  
 G=gypsum  
 P=plaster  
 PC=poured concrete  
 RM=roofing material  
 WP=wood panel

C=concrete  
 T=tile  
 B=brick  
 D=drywall  
 CB=concrete block  
 TR=transite  
 CT=ceramic tile

I=Indicates surface is intact  
 N=NON-intact in (%) increments  
 (Deteriorated Paint)

Sample/ Test #	Building Component	Paint Color	Sample Location	Sub Type	Surf Cond.	Quick (mg/cm <sup>2</sup> )	Picture #
27	Door Jamb	White	2 <sup>nd</sup> Fl Office 220	M	I	-0.0	
28	Window Apron	White	2 <sup>nd</sup> Fl Office 220	W	I	0.2	
29	Ceiling Grid	White	2 <sup>nd</sup> Fl Office 220	M	I	0.1	
30	Interior Door	Stained	2 <sup>nd</sup> Fl Office 220	W	I	-0.0	
31	Exterior Door	Stained	2 <sup>nd</sup> Fl Office 220	W	I	-0.1	
32	Ext. Door Casing	White	2 <sup>nd</sup> Fl Office 220	M	I	0.1	
33	Exterior Door	Stained	2 <sup>nd</sup> Fl Office 220	W	I	-0.1	
34	Door Jamb	White	2 <sup>nd</sup> Fl Office 220	M	I	-0.5	
35	Interior Door	Stained	2 <sup>nd</sup> Fl Office 220	W	I	-0.3	
36	Interior Door Casing	White	2 <sup>nd</sup> Fl Office 220	M	I	0.2	
<b>37</b>	<b>4" Beam</b>	<b>Red</b>	<b>2<sup>nd</sup> Floor Hallway</b>	<b>M</b>	<b>I</b>	<b>3.1</b>	<b>1</b>
<b>38</b>	<b>Window Beam</b>	<b>White</b>	<b>Room 226</b>	<b>M</b>	<b>I</b>	<b>2.8</b>	<b>2</b>
39	Floor	Gray	Restroom 226C	CT	I	-0.2	
40	Baseboard	Gray	Restroom 226C	CT	I	0.2	
41	Ceiling	White	Restroom 226C	P	I	0.0	
42	Wall	White	Restroom 226C	P	I	0.0	
43	Wall	Gray	Closet 226	P	I	0.0	
44	Shelf	Gray	Closet 226	W	I	-0.0	
45	Shelf Support	Gray	Closet 226	W	I	-0.0	
46	Ext. Door Casing	Stained	Closet 226	M	I	-0.2	
47	Interior Door Casing	Sky Blue	Closet 226	M	I	0.1	
48	Wall	Sky Blue	Children's Waiting Room/Bailiff Rm 219	P	I	0.2	
49	Baseboard Heater	Sky Blue	Children's Waiting Room/Bailiff Rm 219	M	I	0.2	
50	Window Apron	Sky Blue	Children's Waiting Room/Bailiff Rm 219	W	I	0.4	
51	Window Fascia	Sky Blue	Children's Waiting Room/Bailiff Rm 219	P	I	-0.0	
52	Interior Door Casing	Sky Blue	Children's Waiting Room/Bailiff Rm 219	M	I	-0.6	
53	Window Beam	Sky Blue	Children's Waiting Room/Bailiff Rm 219	M	I	0.5	
54	Interior Door	Stained	Children's Waiting Room/Bailiff Rm 219	W	I	0.2	
55	Exterior Door	Stained	Children's Waiting Room/Bailiff Rm 219	W	I	0.2	
56	Floor	Blue	Janitor Closet	CT	I	0.0	
57	Wall	Gray	Janitor Closet	CT	I	-0.0	
58	Wall Divider	White	Hallway	W	I	0.5	
59	Wall	Paper	Hallway	D	I	-0.0	

## LEAD-BASED PAINT SAMPLE DATA SHEET

Area Name: INTERIOR  
 Unit Address: Southampton Courthouse  
22350 Main Street  
Courtland, Virginia 23837  
 Project No FEI- 20AL114

Operator: Kevin M Pittman  
 Recorder: Kevin M Pittman  
 RMD Model: LPA-1  
 Serial No.: 2610  
 Inspection Date: March 30, 2020

Key:

M=metal  
 W=wood  
 G=gypsum  
 P=plaster  
 PC=poured concrete  
 RM=roofing material  
 WP=wood panel

C=concrete  
 T=tile  
 B=brick  
 D=drywall  
 CB=concrete block  
 TR=transite  
 CT=ceramic tile

I=Indicates surface is intact  
 N=NON-intact in (%) increments  
 (Deteriorated Paint)

Sample/ Test #	Building Component	Paint Color	Sample Location	Sub Type	Surf Cond.	Quick (mg/cm <sup>2</sup> )	Picture #
60	Wall	White	Room 224	B	I	-0.2	
61	Wall	White	Room 224	D	I	0.0	
62	Window Beam	White	Room 224	M	I	-0.1	
63	Ext. Door Casing	White	Judge Chambers Room 113	M	I	-0.2	
64	Door	Stained	Judge Chambers Room 113	W	I	0.0	
65	Door Jamb	White	Judge Chambers Room 113	M	I	0.0	
66	Interior Door Casing	White	Judge Chambers Room 113	M	I	-0.0	
67	Window Sash	White	Judge Chambers Room 113	W	I	0.1	
68	Windowsill	White	Judge Chambers Room 113	W	I	0.0	
69	Closet Door	White	Judge Chambers Room 113	W	I	-0.1	
70	Closet Shelf	White	Judge Chambers Room 113	W	I	-0.1	
71	Closet Shelf Support	White	Judge Chambers Room 113	W	I	-0.1	
72	Wall	White	Judge Chambers Room 113	W	I	-0.0	
73	Ceiling	White	Judge Chambers Room 113	W	I	0.4	
74	Wall	White	General Districts Clerks Office 109	D	I	0.2	
75	Closet Door	White	General Districts Clerks Office 109	W	I	0.5	
76	Closet Shelf	White	General Districts Clerks Office 109	W	I	-0.5	
77	Closet Shelf Support	White	General Districts Clerks Office 109	W	I	0.1	
78	Wall	White	General Districts Clerks Office 109	D	I	0.1	
79	I-Beam	Red	Hallway 107	M	I	-0.1	
80	Wall	L. Green	Hallway 107	CB	I	0.0	
81	Ceiling	White	Hallway 107	P	I	0.2	
<b>82</b>	<b>Baseboard</b>	<b>L. Green</b>	<b>Hallway 107</b>	<b>W</b>	<b>I</b>	<b>3.4</b>	<b>3</b>
83	Wall	Red	Office	B	I	0.2	
84	Wall	Red	Office	P	I	-0.2	
85	Wall	Yellow	Office	P	I	-0.0	
86	Interior Storefront	White	Office	M	I	0.1	
87	Exterior Storefront	White	Office	M	I	0.5	
88	Wall	White	Office	P	I	-0.2	
89	Wall	Green	Lobby Room 100	CT	I	-0.1	
90	Ceiling	White	Lobby Room 100	P	I	0.1	
91	Stringer	White	Lobby Room 100	M	I	-0.4	
92	Handrail	White	Lobby Room 100	M	I	0.4	

## LEAD-BASED PAINT SAMPLE DATA SHEET

Area Name: INTERIOR  
 Unit Address: Southampton Courthouse  
22350 Main Street  
Courtland, Virginia 23837  
 Project No FEI- 20AL114

Operator: Kevin M Pittman  
 Recorder: Kevin M Pittman  
 RMD Model: LPA-1  
 Serial No.: 2610  
 Inspection Date: March 30, 2020

Key:

M=metal  
 W=wood  
 G=gypsum  
 P=plaster  
 PC=poured concrete  
 RM=roofing material  
 WP=wood panel

C=concrete  
 T=tile  
 B=brick  
 D=drywall  
 CB=concrete block  
 TR=transite  
 CT=ceramic tile

I=Indicates surface is intact  
 N=NON-intact in (%) increments  
 (Deteriorated Paint)

Sample/ Test #	Building Component	Paint Color	Sample Location	Sub Type	Surf Cond.	Quick (mg/cm <sup>2</sup> )	Picture #
93	Post	White	Connector	M	I	-0.2	
94	Under Stairs	White	Connector	C	I	0.5	
95	Ceiling	White	Connector	P	I	-0.0	
96	Baseboard Heater	White	Connector	M	I	0.1	
97	Handrail	Black	Connector	M	I	0.2	
98	Stringer	Brown	Basement	M	I	-0.2	
99	Riser	Brown	Basement	M	I	-0.0	
100	Post	Brown	Basement	M	I	-0.5	
101	Handrail	Brown	Basement	M	I	0.0	
102	Wall	L Blue	Basement	C	I	0.1	
103	Wall	L Blue	Basement	CB	I	0.1	
104	Pipe	L Blue	Basement	M	I	-0.2	
105	Interior Door Casing	L Blue	Basement	M	I	-0.2	
106	Door	L Blue	Basement	M	I	-0.0	
107	Door	L Blue	Basement	M	I	0.4	
108	Ext. Door Casing	Brown	Basement	M	I	0.1	
109	Baseboard	Brown	Basement	W	I	-0.1	
110	Door	Blue	Basement	M	I	0.0	
111	Ceiling	Gray	Basement	C	I	-0.0	
112	Handrail	Blue	Basement	M	I	0.2	
113	Wall	White	Basement	C	I	-0.2	
<b>114</b>	<b>I-Beam</b>	<b>Red</b>	<b>Basement</b>	<b>M</b>	<b>I</b>	<b>1.5</b>	<b>4</b>
<b>115</b>	<b>I-Beam</b>	<b>Red</b>	<b>Basement</b>	<b>M</b>	<b>I</b>	<b>1.8</b>	<b>4</b>
116	Wall	Paper	Courthouse	P	I	0.0	
117	Chair Rail	White	Courthouse	W	I	0.0	
118	Interior Door Casing	White	Courthouse	W	I	-0.2	
119	Door Jamb	White	Courthouse	W	I	0.0	
120	Ext. Door Casing	White	Courthouse	W	I	0.0	
121	Wall	White	Courthouse	D	I	0.1	
122	Window Casing	White	Courthouse	W	I	-0.0	
123	Stringer	White	Courthouse	M	I	-0.1	
124	Riser	White	Courthouse	M	I	-0.0	
125	Under Stairs	White	Courthouse	P	I	-0.2	

## LEAD-BASED PAINT SAMPLE DATA SHEET

Area Name: INTERIOR  
 Unit Address: Southampton Courthouse  
22350 Main Street  
Courtland, Virginia 23837  
 Project No FEI- 20AL114

Operator: Kevin M Pittman  
 Recorder: Kevin M Pittman  
 RMD Model: LPA-1  
 Serial No.: 2610  
 Inspection Date: March 30, 2020

**Key:**

M=metal  
 W=wood  
 G=gypsum  
 P=plaster  
 PC=poured concrete  
 RM=roofing material  
 WP=wood panel

C=concrete  
 T=tile  
 B=brick  
 D=drywall  
 CB=concrete block  
 TR=transite  
 CT=ceramic tile

I=Indicates surface is intact  
 N=NON-intact in (%) increments  
 (Deteriorated Paint)

Sample/ Test #	Building Component	Paint Color	Sample Location	Sub Type	Surf Cond.	Quick (mg/cm <sup>2</sup> )	Picture #
126	Interior Door	White	Jail Cell	M	I	0.2	
127	Door/Window Casing	White	Jail Cell	M	I	0.0	
128	Exterior Door	White	Jail Cell	M	I	0.2	
129	Interior Door	White	Jail Cell	M	I	0.2	
130	Wall	White	Jail Cell	CB	I	0.2	
131	Wall	White	Jail Cell	B	I	0.4	
132	Wall	White	Jail Cell	D	I	0.1	
133	Door/Window Framing	White	Jail Cell	M	I	0.1	
134	Wall	White	Jail Cell	CB	I	0.5	
135	Ceiling	White	Jail Cell	D	I	0.2	
136	Vent	White	Jail Cell	M	I	0.2	
137	Light Casing	White	Jail Cell	M	I	0.0	
138	Windowsill	White	2 <sup>nd</sup> Floor Courthouse	W	I	0.2	
139	Window Sash	White	2 <sup>nd</sup> Floor Courthouse	W	I	0.0	
<b>140</b>	<b>Window Apron</b>	<b>White</b>	<b>2<sup>nd</sup> Floor Courthouse</b>	<b>W</b>	<b>I</b>	<b>1.3</b>	<b>5</b>
141	Window Casing	White	2 <sup>nd</sup> Floor Courthouse	W	I	0.1	
142	Baseboard Heater	White	2 <sup>nd</sup> Floor Courthouse	M	I	0.5	
143	Window Apron	White	2 <sup>nd</sup> Floor Courthouse	W	I	0.6	
144	Chair Rail	White	2 <sup>nd</sup> Floor Courthouse	W	I	0.4	
145	Chair Rail	White	2 <sup>nd</sup> Floor Courthouse	W	I	0.4	
146	Wall	White	Judge Chambers 2 <sup>nd</sup> Floor	D	I	0.0	
147	Interior Door Casing	White	Judge Chambers 2 <sup>nd</sup> Floor	W	I	0.3	
148	Ext. Door Casing	White	Judge Chambers 2 <sup>nd</sup> Floor	W	I	0.1	
149	Door Jamb	White	Judge Chambers 2 <sup>nd</sup> Floor	W	I	0.1	
150	Interior Door	White	Judge Chambers 2 <sup>nd</sup> Floor	W	I	0.2	
151	Exterior Door	White	Judge Chambers 2 <sup>nd</sup> Floor	W	I	0.0	
152	Wall	White	Judge Chambers 2 <sup>nd</sup> Floor	D	I	0.5	
153	Ceiling Grid	White	Judge Chambers 2 <sup>nd</sup> Floor	M	I	0.0	
154	Wall	White	Jury Room 2 <sup>nd</sup> Floor	D	I	0.0	
155	Ceiling Grid	White	Jury Room 2 <sup>nd</sup> Floor	M	I	0.4	
156	Door Casing	Stained	Jury Room 2 <sup>nd</sup> Floor	W	I	0.1	
157	Door	Stained	Jury Room 2 <sup>nd</sup> Floor	W	I	0.1	
158	Door Lintel	White	Jail Cell	M	I	0.3	

## LEAD-BASED PAINT SAMPLE DATA SHEET

Area Name: EXTERIOR  
 Unit Address: Southampton Courthouse  
22350 Main Street  
Courtland, Virginia 23837  
 Project No FEI- 20AL114

Operator: Micheal Allshouse  
 Recorder: Micheal Allshouse  
 RMD Model: LPA-1  
 Serial No.: 3364  
 Inspection Date: March 30, 2020

RMD Model: LPA-1					Serial No.: 3364	
Calibration Check Tolerance: ±0.3					Cal. Block Value: 1.0 mg/cm <sup>2</sup>	
	1 <sup>st</sup>	2 <sup>nd</sup>	3 <sup>rd</sup>	Avg.	Diff. between Avg. and Cal. Block	Time
Entry	0.8	0.9	0.8	0.8	0.2	4:00 PM
Exit	1.2	1.0	1.0	1.0	0.0	5:45 PM

**Key:**

M=metal  
 W=wood  
 G=gypsum  
 P=plaster  
 PC=poured concrete  
 RM=roofing material  
 WP=wood panel

C=concrete  
 T=tile  
 B=brick  
 D=drywall  
 CB=concrete block  
 TR=transite  
 CT=ceramic tile

I=Indicates surface is intact  
 N=NON-intact in (%) increments  
 (Deteriorated Paint)

Sample/ Test #	Building Component	Paint Color	Sample Location	Sub Type	Surf Cond.	Quick (mg/cm <sup>2</sup> )	Picture #
159	Door	White	Historic C.H. – Front Door	W	I	1.6	6
160	Door Casing	White	Historic C.H. – Front Door	W	I	1.8	6
161	Window Trough	White	Historic C.H. – Front of Building	W	I	5.8	7
162	Window Sash	White	Historic C.H. – Front of Building	W	I	-0.2	
163	Window Casing	White	Historic C.H. – Front of Building	W	I	1.9	7
164	Square Column	White	Historic C.H. – Front of Building	W	I	-0.1	
165	Square Base	White	Historic C.H. – Front of Building	W	I	-0.2	
166	Round Column	White	Historic C.H. – Front of Building	W	I	1.4	8
167	Round Base	White	Historic C.H. – Front of Building	W	I	-0.0	
168	Window Trough	White	Historic C.H. – North Side of Building	W	I	0.7	
169	Window Sash	White	Historic C.H. – North Side of Building	W	I	-0.1	
170	Window Casing	White	Historic C.H. – North Side of Building	W	I	3.0	7
171	Window Trough	White	Historic C.H. – South Side of Building	W	I	1.4	7
172	Window Sash	White	Historic C.H. – South Side of Building	W	I	2.7	7
173	Window Casing	White	Historic C.H. – South Side of Building	W	I	0.6	
174	Soffit	White	Historic C.H. – Front of Building	W	I	1.4	9
175	Fascia	White	Historic C.H. – Front of Building	W	I	1.5	9
176	Wall	White	1990's Construction	B	I	-0.4	
177	Handrail	Black	1990's Construction – East Side to Basement	M	I	-0.1	
178	Column	White	1990's Construction – East Side to Basement	M	N/20	-0.5	
179	Door	White	1990's Construction – East Side to Basement	M	N/10	-0.2	
180	Door Casing	White	1990's Construction – East Side to Basement	M	N/20	-0.3	
181	Wall	White	1990's Construction – East Side to Basement	CB	N/2	-0.4	

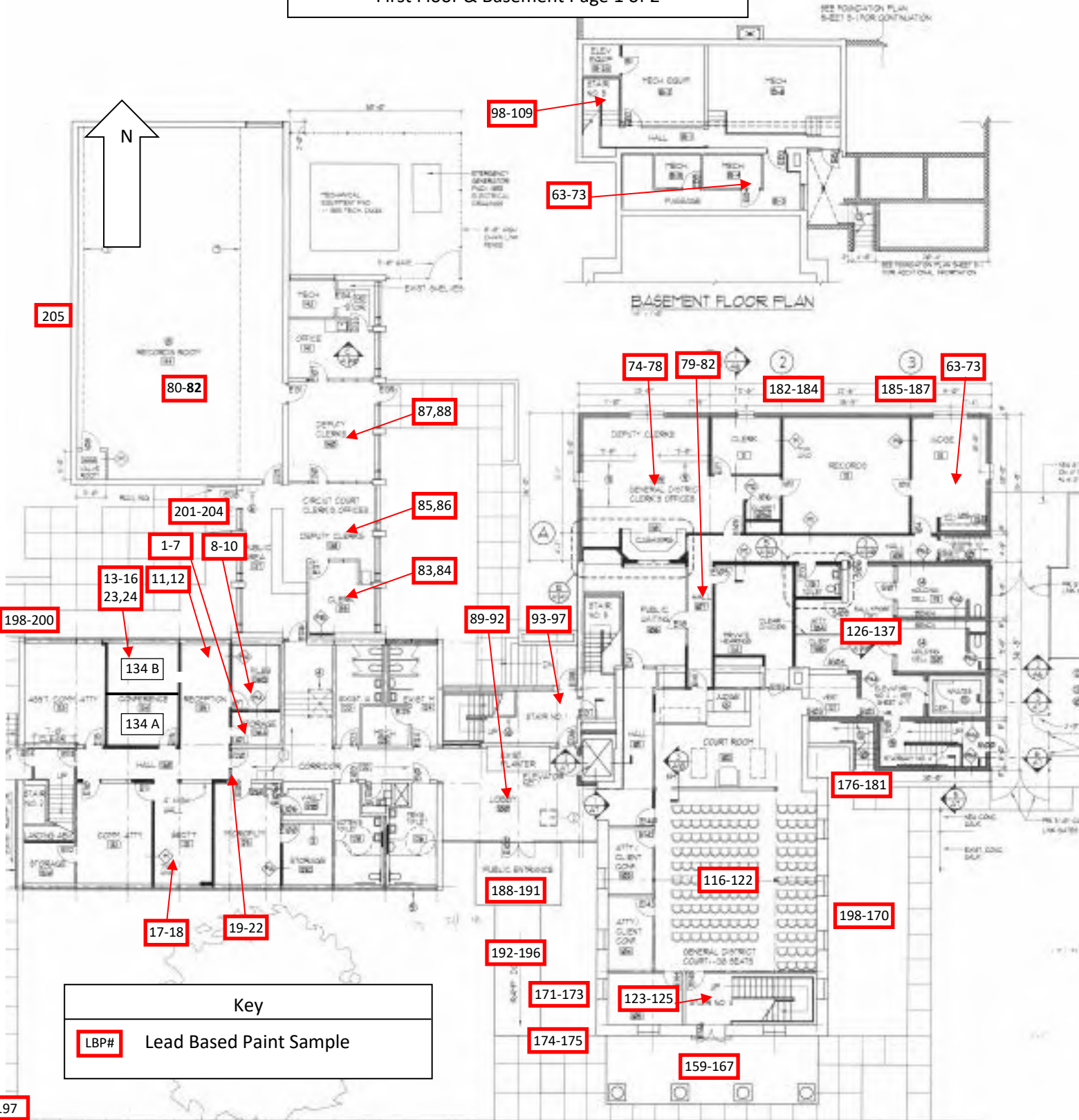


## APPENDIX B



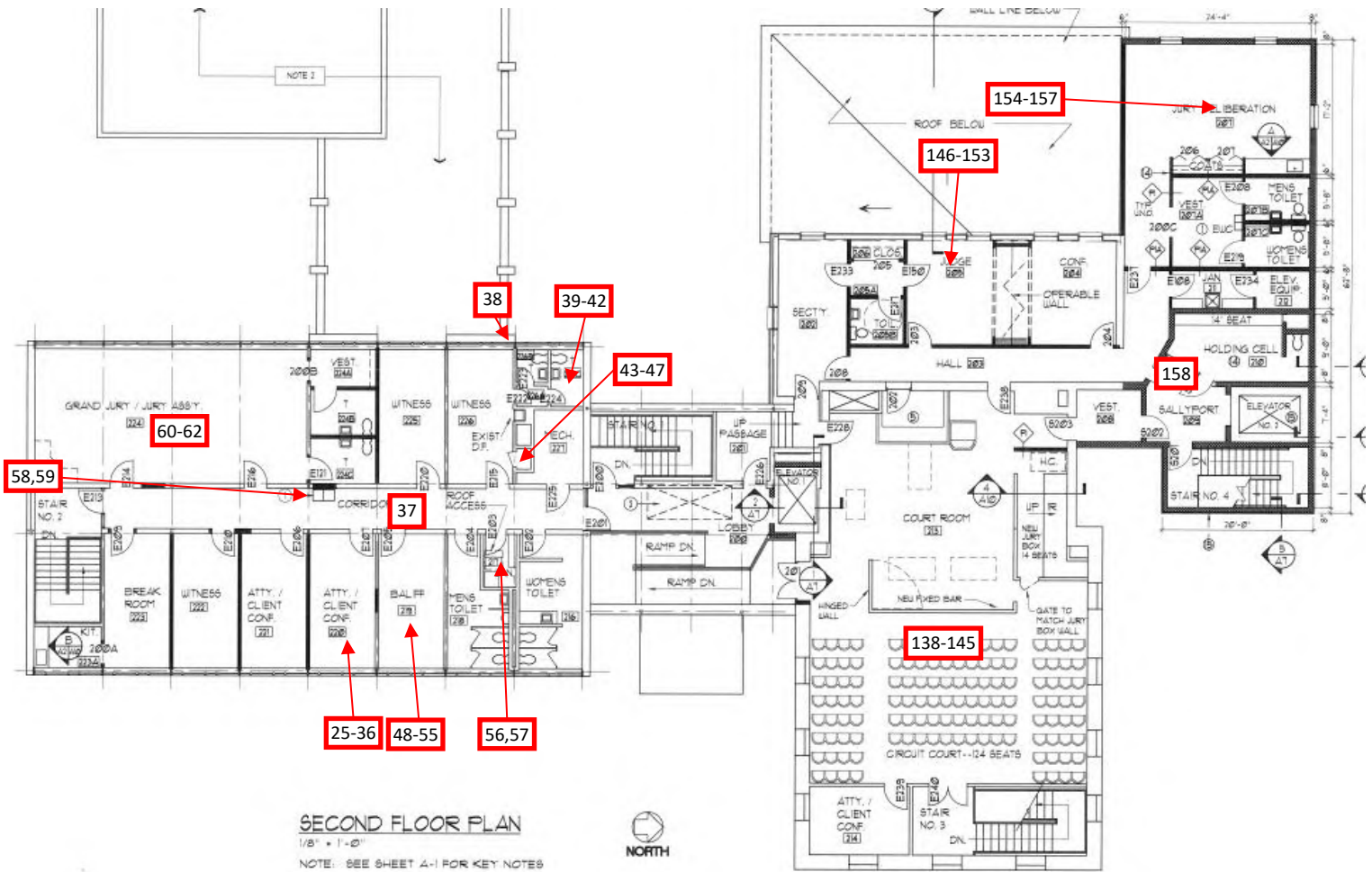
## SAMPLE LOCATION DRAWINGS

Glave & Holmes Architecture  
 Southampton Courthouse  
 22350 Main Street, Courtland, Virginia 23837  
 France Environmental Inc.  
 FEI-19AL114  
 Lead Based Paint Sampling Map  
 First Floor & Basement Page 1 of 2



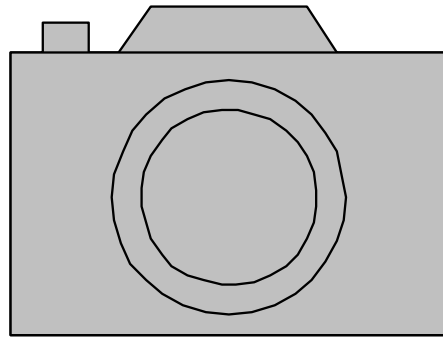


Glave & Holmes Architecture  
 Southampton Courthouse  
 22350 Main Street, Courtland, Virginia 23837  
 France Environmental Inc.  
 FEI-19AL114  
 Lead Based Paint Sampling Map  
 Second Floor Page 2 of 2



Key	
<span style="border: 1px solid red; padding: 2px;">LBP#</span>	Lead Based Paint Sample

## **APPENDIX C**




**PHOTOGRAPHS (LBP-CONTAINING BUILDING MATERIALS)**



**Photograph No. 1**

4" Steel Beam painted with Lead Based Paint  
(XRF Shot # 37)



**Photograph No. 2**

White (vertical)Side Window Beam painted with Lead Based Paint



**Photograph No. 3**

Pale Green Wood Baseboard painted with Lead Based Paint (looks white in photo)  
(XRF Shot # 82)



**Photograph No. 4**

Red Steel Beam painted with Lead Based Paint  
(XRF Shot #'s114 & 115)

Photo Log Page 2 of 5



**Photograph No. 5**

White Wood Window Components painted with Lead Based Paint  
(XRF Shot # 140)



**Photograph No. 5**

White Painted Exterior Wood Door & Door Casing Lead-Based Paint - Historic Courthouse  
(XRF Shot #'s 159 & 160)





**Photograph No. 7**

White Painted Wood Exterior Window Components Lead-Based Paint - Historic Courthouse  
(XRF Shot #'s 160, 161, 170, 171 & 172)



**Photograph No. 8**

White Painted Exterior Wood Column Lead-Based Paint - Historic Courthouse  
(XRF Shot # 166)


Photo Log Page 4 of 5



**Photograph No. 9**

White Painted Exterior Wood Soffit & Fascia Lead-Based Paint - Historic Courthouse  
(XRF Shot #'s 174 & 175)

## **APPENDIX D**



**LEAD INSPECTOR LICENSE(S)**



COMMONWEALTH of VIRGINIA

Department of Professional and Occupational Regulation

9960 Mayland Drive, Suite 400, Richmond, VA 23233

Telephone: (804) 367-8500

EXPIRES ON

08-31-2020

NUMBER

3356001036

BOARD FOR ASBESTOS, LEAD, AND HOME INSPECTORS  
LEAD RISK ASSESSOR LICENSE



KEVIN MARCUS PITTMAN  
1213 FERNLEAF DRIVE  
NORTH CHESTERFIELD, VA 23235-0000



  
Mary Broz-Vaughan, Acting Director

Status can be verified at <http://www.dpor.virginia.gov>

(SEE REVERSE SIDE FOR PRIVILEGES AND INSTRUCTIONS)

DPOR-LIC (02/2017)

COMMONWEALTH of VIRGINIA

Department of Professional and Occupational Regulation

9960 Mayland Drive, Suite 400, Richmond, VA 23233

Telephone: (804) 367-8500

EXPIRES ON

08-31-2020

NUMBER

3356001040

BOARD FOR ASBESTOS, LEAD, AND HOME INSPECTORS  
LEAD RISK ASSESSOR LICENSE



MICHEAL DAMIEN ALLSHOUSE  
2009 RAWLINGS STREET  
RICHMOND, VA 23231



  
Mary Broz-Vaughan, Acting Director

Status can be verified at <http://www.dpor.virginia.gov>

(SEE REVERSE SIDE FOR PRIVILEGES AND INSTRUCTIONS)

DPOR-LIC (02/2017)

## GLOSSARY OF TERMS

**Abatement** - a comprehensive process of eliminating exposure or potential exposure to lead paint and lead-containing soil and dust which must include testing, measures for worker protection, containment of dust and debris, cleanup and disposal of waste, and clearance testing.

**Action Level** - the point at which something needs to be done to correct or eliminate the presence of the hazard (e.g. lead).

**Acute Effect** - severe or immediate reaction, usually to a single large exposure.

**Administrative Removal** - is the temporary removal of workers prior to their reaching blood lead levels requiring medical removal in order to provide additional protection to both workers and employers.

**Apparent Lead Concentration (ALC)** - for direct reading XRF's, is the average of at least 3 XRF single cycle readings on a painted surface. For spectrum analyzers, the ALC is a single reading.

**Atomic Absorption** - is a method of measuring elements such as lead. The lead is vaporized at high temperature, usually several thousand degrees, and light of a very specific wavelength is shined through the vapor.

**Biological Monitoring** - is the analysis of person's blood and/or urine, to determine the level of a contaminant, such as lead, in the body.

**Blank** - a non-exposed sample of the medium used for testing, such as wipe or filter, which is analyzed like other samples to determine whether (1) samples are contaminated with lead before samples are collected (e.g., at the factory, or at the testing site), (2) the samples are contaminated after sample collection (e.g., during transportation to the laboratory or in the laboratory).

**CFR** - The Code of Federal Regulations - a codification of the regulations of the various Federal Agencies.

**Characteristics** - EPA has identified four characteristics of a hazardous waste: Ignitability; Corrosivity; Reactivity; and Toxicity. Any solid waste that exhibits one or more of these characteristics is classified as a hazardous waste under RCRA.

**Chelation Therapy** - the medical treatment in which a drug that is attracted to metals (such as lead) is infused into a patient's vein. The drug binds to the metal in the blood, and both are excreted by the kidney in urine.

**Chronic Effect** - a response to exposure, which may take days, months or years to develop.

**Corrected Lead Concentrations (CLC)** - the difference between the Apparent Lead Concentration (ALC) and the Substrate Equivalent Lead Concentration (SEL).

**Common Area** - a room or area that is accessible to all residents in a multi-family building (e.g., hallway, laundry room).

**Containment** - is a process for protecting the environment by controlling exposures to lead dust and debris created during abatement.

**Detection Limit** - the minimum amount of a component that a method can reliably measure.

**Direct Reading XRF** - is an X-Ray Fluorescence analyzer which provides the operator with a display of an estimated lead concentration, usually calculated from the lead "K" x-ray intensity, but sometimes from the "L" x-ray intensity.

**dl** - stands for "deciliter." The prefix "deci-" means "one-tenth." One deciliter is roughly the same as about one tenth of a quart, or about 3.4 fluid ounces.

**Dwelling Unit** - refers to the room or group of rooms within residential premises used or intended for use by one family or household for living, sleeping, cooking and eating. "Dwelling Unit" includes a condominium.

**Encapsulation** - involves resurfacing or covering surfaces, and sealing or caulking with durable materials, so as to prevent or control chalking, flaking lead-containing substances from becoming part of house dust or accessible to children. Painting or wallpapering is not considered to be encapsulation.

**Engineering Controls** - are measures implemented at the work site to contain, control and/or otherwise reduce worker exposure to, and environmental releases of, lead dust and debris.

**EPA Identification Number** - the unique number assigned by EPA to each generator or transporter of hazardous waste, and each treatment, storage, or disposal facility.

**Final Inspection** - inspection by a qualified inspector, industrial hygienist, or local public health official to determine whether abatement and cleanup are complete.

**Generator** - any entity who first creates a hazardous waste or any person who first makes the waste subject to the Subtitle C regulation (e.g., imports a hazardous waste, initiates a shipment of a hazardous waste from a TSD, or mixes hazardous wastes of different DOT shipping descriptions by placing them into a single container).

**High Efficiency Particle Air Filter or (HEPA)** - means a filter capable of filtering out particles of 0.3 microns or greater from a body of air at 99.97% efficiency or greater.

**High Phosphate Detergent** - detergent that contains at least 5% trisodium phosphate (TSP).

**In-place Management** - a series of recurrent actions to reduce the lead hazard until such time as abatement can be carried out. Usually involves paint stabilization and regular cleaning of the premises.

**Intact Surface** - refers to a surface with no loose paint.

**Landfill** - a disposal facility or part of a facility where solid or hazardous waste is placed in or on land and which is not a land treatment facility, a surface impoundment, or an injection well.

**Logbook** - a notebook that accompanies each XRF analyzer, to record such information as daily performance, maintenance problems, and average reading time.

**Manifest** - the shipping document, EPA form 8700-22, used for identifying the quantity, composition, origin, routing, and destination of hazardous waste during its transportation from the point of generation to the point of treatment, storage, or disposal.

**Medical Removal** - the temporary removal of workers due to elevated blood levels as defined in the OSHA Lead Standard.

**Micrograms** - one millionth of a gram: The prefix "micro-" means "1/1,000,000 of" (one millionth of). Since there are 453 grams in one pound and 16 ounces in one pound, one gram equals 0.035 ounces. A microgram is equal to about 35/1,000,000,000 (thirty-five billionths) of an ounce.

**Off-Site Paint Removal** - the removal of paint at a site away from the abatement project such as the stripping of lead paint from the surface of a component at the facilities of a commercial paint-stripping operation occurring in chemical tanks.

**On-Site Paint Removal** - the removal of lead-based paint down to the bare substrate usually through heat, chemical or mechanical means. The affected component remains in-place on the premises during this removal process.

**Personal Samples (for sampling lead dust)** - air samples collected from within the breathing zone of a worker, but outside the respirator.

**Pigments** - are chemicals, which have color, or properties, which affect color.

**ppm** - stands for "parts per million," meaning the weight of one part per weight of the total amount of material. For example, a lead concentration of 1 ppm expresses the ratio of one gram of lead dissolved into one million (1,000,000) grams of water.

**Precision** - the degree of variation in a series of successive measurements of the same phenomenon. Commonly measured by standard deviation.

**Public Housing Agency (PHA)** - any State, county, municipality, or other governmental entity or public body (or agency or instrumentality thereof) which is authorized to engage or assist in the development or operation of housing for low-income families.

**Random Testing** - the process of performing an initial survey in a representative sampling of units in a project.

**Resource Conservation and Recovery Act (RCRA) of 1976** - what we commonly refer to as RCRA is an amendment to the Solid Waste Disposal Act of 1965. RCRA was amended in 1980 and most recently on November 8, 1984 by the Hazardous and Solid Waste Amendments.

**Replacement** - is strategies of abatement, which entails the removal of components such as windows, doors, and trim that have lead painted surfaces and installing new components free of lead paint.

**Substrate Equivalent Lead Concentration (SEL)** - for a direct reading XRF, the average of at least 3 XRF single cycle readings on an unpainted surface. For a spectrum analyzer, the difference between the instruments reading on a standard or reference material placed on the bare substrate and the known lead level in the standard.

**Small Quantity Generator** - as defined by EPA, a generator who produces less than 100 kg of hazardous waste per month (or accumulates less than 100 kg at any one time) or one who produces less than 1 kg of acutely hazardous waste per month (or accumulates less than 1 kg of acutely hazardous waste at any one time). State definitions of Small Quantity Generator may vary.

**Spectrum Analyzer XRF** - is a type of XRF analyzer, which provides the operator with a plot of the energy and intensity of both "K" and "L" x-rays, as well as a calculated lead concentration.

**Storage** - the holding of hazardous waste for a temporary period, at the end of which the hazardous waste is treated, disposed or, or stored elsewhere.

**Substrate** - a surface upon which paint or varnish has been or may be applied. Examples of substrates include wood, plaster, metal, and drywall. Substrates may contain lead absorbed from paint or from other sources.

**Substrate Effect** - the returning of backscattered radiation from the paint, substrate or underlying material to the XRF analyzer. This radiation when counted as lead x-rays by an XRF contributes to SEL or bias. The inspector may have to compensate for this effect when using direct reading XRF analyzers.

**Toxicity Characteristic Leaching Procedure (TCLP)** - is one of the tests for the determinations of whether a solid waste is classified as a hazardous substance.

**Transporter** - any person engaged in the off-site transportation of hazardous waste within the United States, by air, rail, highway, or water, if such transportation requires a manifest under 40 CFR Part 262.

**Treatment** - any method, technique or process, including neutralization, designed to change the physical, chemical, or biological character or composition of any hazardous waste so as to neutralize it, or render it non-hazardous or less hazardous, or to recover it, make it safer to transport, store or dispose of, or amenable for recovery, storage, or volume reduction.

**TSD** - acronym for treatment, storage, or disposal hazardous waste facility.

**TSP** - acronym for trisodium phosphate.

**XRF Analyzer** - an instrument, which estimates lead concentration in milligrams per square centimeter (mg/cm<sup>2</sup>) using the principal of x-ray fluorescent ("XRF"). Two (2) types of XRF analyzers are used, direct readers and spectrum analyzers; the underlying principles are the same.





*Office of the City Manager  
Amanda C. Jarratt*

July 23, 2020

To: Franklin City Council

From: Amanda C. Jarratt, City Manager

Reference: City Manager's Report

### **General Updates**

- The COVID-19 cases in the City of Franklin continue to slowly increase. Precautions remain in place and we ask that all citizens continue to follow the recommendations of the Virginia Department of Health and Center for Disease Control. We are working with the Virginia Department of Health to provide additional testing opportunities in the City in the month of August at Camp Community College.
- We should have the final closing documents for the Armory property by the middle of August. The documents are currently being routed through the Attorney General's Office. We are working with PMA on a feasibility study.
- The public hearing for the Ward 6 School Board seat is scheduled for August 10<sup>th</sup>. Nominations can be made in person or via an e-mail to [publichearing@franklinva.com](mailto:publichearing@franklinva.com).
- The public hearing regarding the removal of the statue in Memorial Park is scheduled for August 24<sup>th</sup> at the Camp Community College Workforce Development Center. Comments may be made in person or submitted via mail, or e-mailed to [publichearing@franklinva.com](mailto:publichearing@franklinva.com).

### **Community Events**

- Franklin Cruise In has restarted on Wednesday afternoons with social distancing being strongly encouraged.
- National Night Out is scheduled has been rescheduled for October 6, 2020 as a result of COVID-19. Due to the ongoing pandemic and uncertainty associated with crowd sizes the event will have a virtual component and include smaller gatherings. Chief Patterson will provide a briefing at a later meeting.